

NEVADA ATTORNEY GENERAL AGGREGATE REPORT
FISCAL YEAR REPORTING PERIOD – July 1, 2018 to June 30, 2019



**NRS CHAPTER 179 ANNUAL ASSET
 SEIZURE AND FORFEITURE REPORTING**

STATE OF NEVADA
 OFFICE OF THE ATTORNEY GENERAL

Property Seized

	Agency Reporting	Market Value of Property
1	Boulder City Police Department	\$5,367.00
2	Boulder Township Constable	\$0.00
3	Bunkerville Constable	\$0.00
4	Capitol Police	\$0.00
5	Carlin Police Department	\$0.00
6	Carson City Sheriff (<i>Reporting for all County Agencies</i>)	\$36,548.20
7	Churchill County District Attorney (<i>Reporting for all County Agencies</i>)	\$0.00
8	Clark County District Attorney	\$0.00
9	Clark County Park Police Department	\$0.00
10	Clark County School District Police Department	\$0.00
11	Clark County Sheriff - Civil Process	\$0.00
12	College of Southern Nevada Police Department	\$0.00
13	Department of Corrections	\$0.00
14	Department of Motor Vehicles - Compliance Enforcement	\$0.00
15	Department of Public Safety - Division of Investigations	\$13,345.00
16	Department of Public Safety - Fire Marshal	\$0.00
17	Department of Public Safety - Highway Patrol	\$111,320.00
18	Department of Public Safety - Parole and Probation Division	\$6,873.46
19	Douglas County District Attorney	\$0.00
20	Douglas County Sheriff	\$0.00
21	Elko County District Attorney	\$0.00
22	Elko County Sheriff	\$0.00
23	Elko Police Department	\$0.00
24	Esmeralda County District Attorney	\$0.00

25	Esmeralda County Sheriff	\$0.00
26	Eureka County District Attorney	\$0.00
27	Eureka County Sheriff	\$0.00
28	Fallon Police Department	\$0.00
29	Henderson Police Department	\$310,346.99
30	Humboldt County District Attorney	\$0.00
31	Humboldt County Sheriff	\$0.00
32	Incline Village Constable	\$0.00
33	Lander County District Attorney	\$0.00
34	Lander County Sheriff	\$0.00
35	Las Vegas Metropolitan Police Department	\$3,507,876.74
36	Las Vegas Township - Office of the Ex-Officio Constable	\$0.00
37	Las Vegas, City of	\$0.00
38	Laughlin Township Constable	\$0.00
39	Lincoln County Sheriff (<i>Reporting for all County Agencies</i>)	\$0.00
40	Lovelock Police Department	\$0.00
41	Lyon County District Attorney	\$0.00
42	Lyon County Sheriff	\$0.00
43	Mesquite Township Constable	\$0.00
44	Mesquite Police Department	\$0.00
45	Mineral County Sheriff (<i>Reporting for all County Agencies</i>)	\$17,210.00
46	Moapa Town Constable	\$0.00
47	Nevada Attorney General	\$0.00
48	Nevada Department of Wildlife	\$0.00
49	Nevada Gaming Control Board - Enforcement Division	\$0.00
50	Nevada Legislative Police	\$0.00
51	Nevada Supreme Court Marshal	\$0.00
52	Nevada Taxicab Authority	\$0.00
53	Nevada Transportation Authority	\$0.00
54	Nevada Youth Parole Bureau	\$0.00
55	North Las Vegas Police Department	\$299,800.24
56	Nye County District Attorney (<i>Reporting for all County Agencies</i>)	\$25,329.31
57	Nye County Sheriff	\$0.00
58	Pershing County District Attorney	\$40,601.00
59	Pershing County Sheriff	\$0.00
60	Reno Police Department	\$2,017,493.97

61	Reno-Tahoe Airport Authority Police Department	\$27,400.00
62	Secretary of State	\$0.00
63	Sparks Police Department	\$35,804.82
64	Storey County District Attorney	\$0.00
65	Storey County Sheriff	\$0.00
66	University of Nevada Las Vegas Police Services	\$0.00
67	University of Nevada Reno Police Services	\$0.00
68	Washoe County Department of Alternative Sentencing	\$0.00
69	Washoe County District Attorney	\$0.00
70	Washoe County School District Police Department	\$0.00
71	Washoe County Sheriff	\$242,511.00
72	West Wendover Police Department	\$0.00
73	White Pine County Sheriff (<i>Reporting for all County Agencies</i>)	\$0.00
74	Winnemucca Police Department	\$0.00
75	Yerington Police Department	\$0.00
		\$ 6,697,827.73

Property Forfeited

	Agency Reporting	Total Amount Forfeited
1	Boulder City Police Department	\$0.00
2	Boulder Township Constable	\$0.00
3	Bunkerville Constable	\$0.00
4	Capitol Police	\$0.00
5	Carlin Police Department	\$0.00
6	Carson City Sheriff (<i>Reporting for all County Agencies</i>)*	\$15,359.00
7	Churchill County District Attorney (<i>Reporting for all County Agencies</i>)	\$3,162.00
8	Clark County District Attorney	\$0.00
9	Clark County Park Police Department	\$0.00
10	Clark County School District Police Department	\$0.00
11	Clark County Sheriff - Civil Process	\$0.00
12	College of Southern Nevada Police Department	\$0.00
13	Department of Corrections	\$0.00
14	Department of Motor Vehicles - Compliance Enforcement	\$0.00
15	Department of Public Safety - Division of Investigations	\$0.00
16	Department of Public Safety - Fire Marshal	\$0.00
17	Department of Public Safety - Highway Patrol	\$46,943.15
18	Department of Public Safety - Parole and Probation Division	\$0.00
19	Douglas County District Attorney	\$0.00
20	Douglas County Sheriff	\$0.00
21	Elko County District Attorney	\$0.00
22	Elko County Sheriff	\$0.00
23	Elko Police Department	\$0.00
24	Esmeralda County District Attorney	\$0.00
25	Esmeralda County Sheriff	\$0.00
26	Eureka County District Attorney	\$0.00
27	Eureka County Sheriff	\$0.00
28	Fallon Police Department	\$0.00
29	Henderson Police Department	\$166,558.77
30	Humboldt County District Attorney	\$0.00
31	Humboldt County Sheriff	\$0.00
32	Incline Village Constable	\$0.00

33	Lander County District Attorney	\$0.00
34	Lander County Sheriff	\$0.00
35	Las Vegas Metropolitan Police Department	\$1,414,946.35
36	Las Vegas Township - Office of the Ex-Officio Constable	\$0.00
37	Las Vegas, City of	\$0.00
38	Laughlin Township Constable	\$0.00
39	Lincoln County Sheriff (Reporting for all County Agencies)	\$0.00
40	Lovelock Police Department	\$0.00
41	Lyon County District Attorney	\$0.00
42	Lyon County Sheriff	\$0.00
43	Mesquite Township Constable	\$0.00
44	Mesquite Police Department	\$0.00
45	Mineral County Sheriff (Reporting for all County Agencies)	\$5,000.00
46	Moapa Town Constable	\$0.00
47	Nevada Attorney General	\$0.00
48	Nevada Department of Wildlife	\$0.00
49	Nevada Gaming Control Board - Enforcement Division	\$0.00
50	Nevada Legislative Police	\$0.00
51	Nevada Supreme Court Marshal	\$0.00
52	Nevada Taxicab Authority	\$0.00
53	Nevada Transportation Authority	\$0.00
54	Nevada Youth Parole Bureau	\$0.00
55	North Las Vegas Police Department	\$350,504.77
56	Nye County District Attorney (Reporting for all County Agencies)	\$4,831.50
57	Nye County Sheriff	\$0.00
58	Pershing County District Attorney	\$0.00
59	Pershing County Sheriff	\$17,500.00
60	Reno Police Department	\$420,619.74
61	Reno-Tahoe Airport Authority Police Department	\$3,091.46
62	Secretary of State	\$0.00
63	Sparks Police Department	\$5,188.00
64	Storey County District Attorney	\$0.00
65	Storey County Sheriff	\$0.00
66	University of Nevada Las Vegas Police Services	\$0.00
67	University of Nevada Reno Police Services	\$0.00
68	Washoe County Department of Alternative Sentencing	\$0.00

69	Washoe County District Attorney	\$162,318.41
70	Washoe County School District Police Department	\$320.00
71	Washoe County Sheriff	\$11,490.33
72	West Wendover Police Department	\$0.00
73	White Pine County Sheriff (<i>Reporting for all County Agencies</i>)	\$0.00
74	Winnemucca Police Department	\$0.00
75	Yerington Police Department	\$0.00
* \$		<u>2,627,833.48</u>

Each individual Agency Forfeiture Report is attached to this Aggregate Report

REPORT FORM

REPORTING PERIOD – July 1 to June 30

NRS CHAPTER 179 ANNUAL ASSET SEIZURE AND FORFEITURE REPORTING

FISCAL YEAR REPORTING: July 1, 2018 to June 30, 2019



STATE OF NEVADA
OFFICE OF THE ATTORNEY GENERAL

100 North Cason Street
Carson City, Nevada 89701
(775) 684-1205

PART I – Contact Information

Boulder Township Constable Office

Law Enforcement Agency:

Stephen Hampe

Contact Person:

501 Ave "G"

Mailing Address (line 1):

Boulder City, NV 89005

Mailing Address (line 2):

Constable

Title of Contact Person:

shampe@clarkcountynv.gov

E-Mail Address:

702-455-8001

Telephone Number:

PART II – Property Seized

☒ Null Reporting for Seizures: Check if this agency engaged in no seizures during this reporting period.

	Agency's Event ID or Case #	Date Seized	Property Type/Description	Crime Associated with Seizure	Market Value of Property
1					
2					
3					
4					
5					
6					
7					
8					
9					
10					
11					
12					
13					
14					
15					
16					
17					
18					
19					
20					

Total Market Value of Seized Property: \$ -

** For additional items of property, please insert additional lines above "total seized"

**Make sure the sum function, totalling Agency's Market Value of Properties is still accurate

PART III – Property Forfeited

☒ Null Reporting for Forfeitures: Check if this agency engaged in no forfeitures during this reporting period.

	Agency's Event ID or Case #	Date of Disposition	Property Type/Description	Amount Forfeited to Agency	Total Amount Paid to Others
1					
2					
3					
4					
5					
6					
7					
8					
9					
10					
11					
12					
13					
14					
15					
16					
17					
18					
19					
20					

Total Amount Forfeited to Agency: \$

Misc. Forfeiture Revenue:
Total Revenue:

PART IV – Use of Proceeds

☒ Null Reporting for Distributions: Check if this agency engaged in no distributions during this reporting period.

Reasonable Expenses:	
Cost of Seizure	
Cost of Storage, Maintenance and Disposition of Property	
Cost of Suit (per reporting period)	
Equitable Sharing with Cooperating Agencies	
Other	

Total Expenses: \$ -

Total Funds Available for Distribution: \$ -

Type of Account Balance Distribution Deposited Into:	
School District per NRS 179.1187(2)(d)	
Retained by law enforcement agency in their “___Forfeiture Account” per NRS 179.1187(1) and NRS 179.118(2)(b)	
State of Nevada – Technological Crime Fund per NRS 179.1233	
Account for Prosecution of Racketeering per NRS 207.500	
State Treasury for Compensation of Victims of Crime per NRS 200.760 and NRS 179.118(2)(d)	
General Fund per NRS 179.118(2)(e)	
County Treasurer per NRS 179.118(2)(f) and NRS 201.351	
Other	

Total Funds Distributed: \$ -

REPORT FORM

REPORTING PERIOD – July 1 to June 30

NRS CHAPTER 179 ANNUAL ASSET SEIZURE AND FORFEITURE REPORTING

FISCAL YEAR REPORTING: 2018

PART I – Contact Information

BOULDER CITY PD
Law Enforcement Agency:

RUBY PERKINS
Contact Person:

1005 ARIZONA ST
Mailing Address (line 1):

BOULDER CITY , NV 89005
Mailing Address (line 2):

POLICE SUPPORT SERVICES MANAGER
Title of Contact Person:

RPERKINS@BCNV.ORG
E-Mail Address:

702-293-9350
Telephone Number:



STATE OF NEVADA
OFFICE OF THE ATTORNEY GENERAL

100 North Cason Street
Carson City, Nevada 89701
(775) 684-1205

PART II – Property Seized

☐ Null Reporting for Seizures: Check if this agency engaged in no seizures during this reporting period.

	Agency's Event ID or Case #	Date Seized	Property Type/Description	Crime Associated with Seizure	Market Value of Property
1	19BC0059	5/4/2019	2002 BMC 7 SERIES	Trafficking controlled sub.	\$3,350.00
2	19BC0540	5/16/2019	mossberg shotgun	Trafficking controlled sub.	\$250.00
3	19BC0540	5/16/2019	marlin rifle	Trafficking controlled sub.	\$100.00
4	19BC0540	5/16/2019	EKOL P29	Trafficking controlled sub.	\$100.00
5	19BC0540	5/16/2019	EKOL P29	Trafficking controlled sub.	\$100.00
6			cash	Trafficking controlled sub.	\$967.00
7			DPMS AR-15	Trafficking controlled sub.	\$500.00
8					
9					
10					
11					
12					
13					
14					
15					
16					
17					
18					
19					
20					

Total Market Value of Seized Property: \$ 5,367.00

** For additional items of property, please insert additional lines above "total seized"

**Make sure the sum function, totalling Agency's Market Value of Properties is still accurate

PART III – Property Forfeited

☒ Null Reporting for Forfeitures: Check if this agency engaged in no forfeitures during this reporting period.

	Agency's Event ID or Case #	Date of Disposition	Property Type/Description	Amount Forfeited to Agency	Total Amount Paid to Others
1					
2					
3					
4					
5					
6					
7					
8					
9					
10					
11					
12					
13					
14					
15					
16					
17					
18					
19					
20					

Total Amount Forfeited to Agency: \$ -

Misc. Forfeiture Revenue:
Total Revenue:

PART IV – Use of Proceeds

☒ Null Reporting for Distributions: Check if this agency engaged in no distributions during this reporting period.

Reasonable Expenses:	
Cost of Seizure	
Cost of Storage, Maintenance and Disposition of Property	
Cost of Suit (per reporting period)	
Equitable Sharing with Cooperating Agencies	
Other	

Total Expenses: \$ -

Total Funds Available for Distribution: \$ -

Type of Account Balance Distribution Deposited Into:	
School District per NRS 179.1187(2)(d)	
Retained by law enforcement agency in their “___Forfeiture Account” per NRS 179.1187(1) and NRS 179.118(2)(b)	
State of Nevada – Technological Crime Fund per NRS 179.1233	
Account for Prosecution of Racketeering per NRS 207.500	
State Treasury for Compensation of Victims of Crime per NRS 200.760 and NRS 179.118(2)(d)	
General Fund per NRS 197.118(2)(e)	
County Treasurer per NRS 197.118(2)(f) and NRS 201.351	
Other	

Total Funds Distributed: \$ -

REPORT FORM

REPORTING PERIOD – July 1 to June 30

NRS CHAPTER 179 ANNUAL ASSET SEIZURE AND FORFEITURE REPORTING

FISCAL YEAR REPORTING: _____



STATE OF NEVADA
OFFICE OF THE ATTORNEY GENERAL

100 North Cason Street
Carson City, Nevada 89701
(775) 684-1205

PART I – Contact Information

Law Enforcement Agency: _____
CONSTABLE BUNKERVILLE TOWNSHIP

Contact Person: _____
EREIK LAUB

Mailing Address (line 1): _____
P O BOX 7427

Mailing Address (line 2): _____

Title of Contact Person: _____
CONSTABLE

E-Mail Address: _____
kirelaub@rconnects.com

Telephone Number: _____

PART II – Property Seized

☒ Null Reporting for Seizures: Check if this agency engaged in no seizures during this reporting period.

	Agency's Event ID or Case #	Date Seized	Property Type/Description	Crime Associated with Seizure	Market Value of Property
1					
2					
3					
4					
5					
6					
7					
8					
9					
10					
11					
12					
13					
14					
15					
16					
17					
18					
19					
20					

Total Market Value of Seized Property: \$ -

** For additional items of property, please insert additional lines above "total seized"

**Make sure the sum function, totalling Agency's Market Value of Properties is still accurate

PART III – Property Forfeited

☒ Null Reporting for Forfeitures: Check if this agency engaged in no forfeitures during this reporting period.

	Agency's Event ID or Case #	Date of Disposition	Property Type/Description	Amount Forfeited to Agency	Total Amount Paid to Others
1					
2					
3					
4					
5					
6					
7					
8					
9					
10					
11					
12					
13					
14					
15					
16					
17					
18					
19					
20					

Total Amount Forfeited to Agency: \$

-

Misc. Forfeiture Revenue:

Total Revenue:

PART IV – Use of Proceeds

☒ Null Reporting for Distributions: Check if this agency engaged in no distributions during this reporting period.

Reasonable Expenses:	
Cost of Seizure	
Cost of Storage, Maintenance and Disposition of Property	
Cost of Suit (per reporting period)	
Equitable Sharing with Cooperating Agencies	
Other	
Total Expenses: \$	
-	
Total Funds Available for Distribution: \$	
-	

Type of Account Balance Distribution Deposited Into:	
School District per NRS 179.1187(2)(d)	
Retained by law enforcement agency in their “___Forfeiture Account” per NRS 179.1187(1) and NRS 179.118(2)(b)	
State of Nevada – Technological Crime Fund per NRS 179.1233	
Account for Prosecution of Racketeering per NRS 207.500	
State Treasury for Compensation of Victims of Crime per NRS 200.760 and NRS 179.118(2)(d)	
General Fund per NRS 179.118(2)(e)	
County Treasurer per NRS 179.118(2)(f) and NRS 201.351	
Other	
Total Funds Distributed:	

REPORT FORM

REPORTING PERIOD – July 1 to June 30

NRS CHAPTER 179 ANNUAL ASSET SEIZURE AND FORFEITURE REPORTING

FISCAL YEAR REPORTING: 2019

PART I – Contact Information

NVDPS Capitol Police Division

Law Enforcement Agency:

Dale Liebherr, Chief

Contact Person:

101 N Carson Street, Carson City, NV 89701

Mailing Address (line 1):

Mailing Address (line 2):

Chief

Title of Contact Person:

Dwliebherr@dps.state.nv.us

E-Mail Address:

775-684-0234

Telephone Number:



STATE OF NEVADA
OFFICE OF THE ATTORNEY GENERAL

100 North Carson Street
Carson City, Nevada 89701
(775) 684-1205

PART II – Property Seized

☒ Null Reporting for Seizures: Check if this agency engaged in no seizures during this reporting period.

	Agency's Event ID or Case #	Date Seized	Property Type/Description	Crime Associated with Seizure	Market Value of Property
1					
2					
3					
4					
5					
6					
7					
8					
9					
10					
11					
12					
13					
14					
15					
16					
17					
18					
19					
20					

Total Market Value of Seized Property: \$ -

** For additional items of property, please insert additional lines above "total seized"

**Make sure the sum function, totalling Agency's Market Value of Properties is still accurate

PART III – Property Forfeited

☒ Null Reporting for Forfeitures: Check if this agency engaged in no forfeitures during this reporting period.

	Agency's Event ID or Case #	Date of Disposition	Property Type/Description	Amount Forfeited to Agency	Total Amount Paid to Others
1					
2					
3					
4					
5					
6					
7					
8					
9					
10					
11					
12					
13					
14					
15					
16					
17					
18					
19					
20					

Total Amount Forfeited to Agency: \$ -

Misc. Forfeiture Revenue:
Total Revenue:

PART IV – Use of Proceeds

☒ Null Reporting for Distributions: Check if this agency engaged in no distributions during this reporting period.

Reasonable Expenses:	
Cost of Seizure	
Cost of Storage, Maintenance and Disposition of Property	
Cost of Suit (per reporting period)	
Equitable Sharing with Cooperating Agencies	
Other	

Total Expenses: \$ -

Total Funds Available for Distribution: \$ -

Type of Account Balance Distribution Deposited Into:	
School District per NRS 179.1187(2)(d)	
Retained by law enforcement agency in their “___Forfeiture Account” per NRS 179.1187(1) and NRS 179.118(2)(b)	
State of Nevada – Technological Crime Fund per NRS 179.1233	
Account for Prosecution of Racketeering per NRS 207.500	
State Treasury for Compensation of Victims of Crime per NRS 200.760 and NRS 179.118(2)(d)	
General Fund per NRS 197.118(2)(e)	
County Treasurer per NRS 197.118(2)(f) and NRS 201.351	
Other	

Total Funds Distributed: \$ -

REPORT FORM

REPORTING PERIOD – July 1 to June 30

NRS CHAPTER 179 ANNUAL ASSET SEIZURE AND FORFEITURE REPORTING

FISCAL YEAR REPORTING: FY19



STATE OF NEVADA
OFFICE OF THE ATTORNEY GENERAL

100 North Cason Street
Carson City, Nevada 89701
(775) 684-1205

PART I – Contact Information

Carlin Police Department
Law Enforcement Agency:

Dennis Fobes
Contact Person:

PO Box 969
Mailing Address (line 1):

101 S. 8th St
Mailing Address (line 2):

Chief of Police
Title of Contact Person:

dfobes@cityofcarlin.com
E-Mail Address:

775-754-2222
Telephone Number:

PART II – Property Seized

☒ Null Reporting for Seizures: Check if this agency engaged in no seizures during this reporting period.

	Agency's Event ID or Case #	Date Seized	Property Type/Description	Crime Associated with Seizure	Market Value of Property
1					
2					
3					
4					
5					
6					
7					
8					
9					
10					
11					
12					
13					
14					
15					
16					
17					
18					
19					
20					

Total Market Value of Seized Property: \$ -

** For additional items of property, please insert additional lines above "total seized"

**Make sure the sum function, totalling Agency's Market Value of Properties is still accurate

PART III – Property Forfeited

☒ Null Reporting for Forfeitures: Check if this agency engaged in no forfeitures during this reporting period.

	Agency's Event ID or Case #	Date of Disposition	Property Type/Description	Amount Forfeited to Agency	Total Amount Paid to Others
1					
2					
3					
4					
5					
6					
7					
8					
9					
10					
11					
12					
13					
14					
15					
16					
17					
18					
19					
20					

Total Amount Forfeited to Agency: \$ -

Misc. Forfeiture Revenue:
Total Revenue:

PART IV – Use of Proceeds

☒ Null Reporting for Distributions: Check if this agency engaged in no distributions during this reporting period.

Reasonable Expenses:	
Cost of Seizure	
Cost of Storage, Maintenance and Disposition of Property	
Cost of Suit (per reporting period)	
Equitable Sharing with Cooperating Agencies	
Other	

Total Expenses: \$ -

Total Funds Available for Distribution: \$ -

Type of Account Balance Distribution Deposited Into:	
School District per NRS 179.1187(2)(d)	
Retained by law enforcement agency in their “___Forfeiture Account” per NRS 179.1187(1) and NRS 179.118(2)(b)	
State of Nevada – Technological Crime Fund per NRS 179.1233	
Account for Prosecution of Racketeering per NRS 207.500	
State Treasury for Compensation of Victims of Crime per NRS 200.760 and NRS 179.118(2)(d)	
General Fund per NRS 197.118(2)(e)	
County Treasurer per NRS 197.118(2)(f) and NRS 201.351	
Other	

Total Funds Distributed: \$ -

REPORT FORM

REPORTING PERIOD – July 1 to June 30

NRS CHAPTER 179 ANNUAL ASSET SEIZURE AND FORFEITURE REPORTING

FISCAL YEAR REPORTING: 2019



STATE OF NEVADA
OFFICE OF THE ATTORNEY GENERAL
100 North Cason Street
Carson City, Nevada 89701
(775) 684-1205

PART I – Contact Information

Carson City Sheriff's Office

Law Enforcement Agency:

Elizabeth Martin

Contact Person:

911 E Musser St.

Mailing Address (line 1):

Carson City, NV 89701

Mailing Address (line 2):

Administrative Assistant - Investigations Division

Title of Contact Person:

emartin@carson.org

E-Mail Address:

775-887-2500

Telephone Number:

PART II – Property Seized

☐ Null Reporting for Seizures: Check if this agency engaged in no seizures during this reporting period.

	Agency's Event ID or Case #	Date Seized	Property Type/Description	Crime Associated with Seizure	Market Value of Property
1	2018-5398	8/16/2018	Currency	453.337.2A 453.3385.1	\$ 2,212.00
2	2018-5696	8/27/2018	Currency	453.321.2A 453.337.2A 453.336.2A 453.3385.2 453.401.1A	\$ 789.00
3	2018-7223	10/31/2018	Currency	453.337.2A 453.336.2A 453.3385.1	\$ 1,115.00
4	2018-8403	12/21/2018	Currency	453.321.2A 453.337.2A 453.336.2A 454.316	\$ 4,870.00
5	2018-8540	12/28/2018	Currency	453.3385.1 453.337.2A 453.336.2A	\$ 2,206.00
6	2019-0264	1/12/2019	Currency	453.3385.3 453.337.2A 205.275.2C 202.360.1	\$ 1,400.00
7	2019-1534	3/6/2019	Currency	453.3385.2 453.337.2A 453.336.2A	\$ 615.00
8	2019-2606	4/19/2019	Currency	201.300.2B.1 201.300.2A2 201.320	\$ 3,335.00
9	2019-2742	4/25/2019	Currency	453.336.2A	\$520.00
10	2019-3846	8/27/2018	Currency	453.3385.3 453.337.2A 453.336.2A	\$ 575.00

				453.3385.3 453.321.2A 453.337.2A 453.401.1A 453.336.2A	
11	2019-4184	6/22/2019	Currency		\$ 4,330.20
				453.3385.3 453.321.2A 453.337.2A 453.401.1A 453.336.2A	
12	2019-4184	6/22/2019	2007 Porsche		\$ 14,000.00
				NRS 205.080 NRS 205.970	
13	2019-4342	6/29/2019	Currency		\$ 581.00
14					
15					
16					
17					
18					
19					
20					
21					
22					
23					
27					
28					
24					
25					
26					
27					
28					

Total Market Value of Seized Property: \$ 36,548.20

** For additional items of property, please insert additional lines above "total seized"

**Make sure the sum function, totaling Agency's Market Value of Properties is still accurate

PART III – Property Forfeited

☐ Null Reporting for Forfeitures: Check if this agency engaged in no forfeitures during this reporting period.

	Agency's Event ID or Case #	Date of Disposition	Property Type/Description	Amount Forfeited to Agency/ Property Value	Total Amount Paid to Others
1	2013-0900	10/19/2018	Currency	\$748.00	\$149.60
2	2015-1208	07/02/2018	Currency	\$800.00	\$160.00
3	2017-7907	11/1/2018	Currency	\$644.00	\$128.80
4	2017-7907	4/3/2019	2010 Jeep Cherokee	\$8,500.00	\$0.00
7	2018-0416	7/17/2018	Currency	\$2,495.00	\$499.00
8	2018-0417	3/27/2019	Panasonic Toughbook C-19 Notebook	\$575.00	\$0.00
9	2018-0417	3/27/2019	2013 Philips LED TV MODEL 29PFL4908/7	\$50.00	\$0.00
10	2018-0417	3/27/2019	2012 Hisense LED HDTV MODEL 50K360G	\$100.00	\$0.00
11	2018-4089	5/7/2019	Currency	\$658.00	\$131.60
12	2018-5696	4/16/2019	Currency	\$789.00	\$157.80
13					
14					
15					
16					
17					
18					
19					
20					

Total Amount Forfeited to Agency: \$ 15,359.00

Misc. Forfeiture Revenue:

Total Revenue:

PART IV – Use of Proceeds

☐ Null Reporting for Distributions: Check if this agency engaged in no distributions during this reporting period.

Reasonable Expenses:	
Cost of Seizure	\$ 500.00
Cost of Storage, Maintenance and Disposition of Property	\$ 1,245.80
Cost of Suit (per reporting period) - Dist Attorney	\$ 1,663.00
Equitable Sharing with Cooperating Agencies	
Other -	

Total Expenses: \$ 3,408.80

Total Funds Available for Distribution: \$ 11,950.20

Type of Account Balance Distribution Deposited Into:	
School District per NRS 179.1187(2)(d)	
Retained by law enforcement agency in their “___ Forfeiture Account” per NRS 179.1187(1) and NRS 179.118(2)(b)	\$ 14,132.20
State of Nevada – Technological Crime Fund per NRS 179.1233	
Account for Prosecution of Racketeering per NRS 207.500	
State Treasury for Compensation of Victims of Crime per NRS 200.760 and NRS 179.118(2)(d)	
General Fund per NRS 197.118(2)(e)	
County Treasurer per NRS 197.118(2)(f) and NRS 201.351	
Other	

Total Funds Distributed: \$ 14,132.20

REPORT FORM

REPORTING PERIOD – July 1 to June 30

NRS CHAPTER 179 ANNUAL ASSET SEIZURE AND FORFEITURE REPORTING

FISCAL YEAR REPORTING: FY 18-19

PART I – Contact Information

Churchill County District Attorney's Office

Law Enforcement Agency:

Arthur E. Mallory

Contact Person:

165 North Ada Street

Mailing Address (line 1):

Fallon, NV 89406

Mailing Address (line 2):

District Attorney

Title of Contact Person:

amallory@churchillda.org

E-Mail Address:

(775) 423-6561

Telephone Number:



STATE OF NEVADA
OFFICE OF THE ATTORNEY GENERAL

100 North Cason Street
Carson City, Nevada 89701
(775) 684-1205

PART II – Property Seized

☒ Null Reporting for Seizures: Check if this agency engaged in no seizures during this reporting period.

	Agency's Event ID or Case #	Date Seized	Property Type/Description	Crime Associated with Seizure	Market Value of Property
1					
2					
3					
4					
5					
6					
7					
8					
9					
10					
11					
12					
13					
14					
15					
16					
17					
18					
19					
20					

Total Martket Value of Seized Property: \$ -

** For additional items of property, please insert additional lines above "total seized"

**Make sure the sum function, totalling Agency's Market Value of Properties is still accurate

PART III – Property Forfeited

☐ Null Reporting for Forfeitures: Check if this agency engaged in no forfeitures during this reporting period.

	Agency's Event ID or Case #	Date of Disposition	Property Type/Description	Amount Forfeited to Agency	Total Amount Paid to Others
1	North Central Narcotics Task Force #151000709	2/12/2019	\$200.00 U.S. Currency	\$200.00	\$0.00
2	North Central Narcotics Task Force #151000709	2/12/2019	\$1753.00 U.S. Currency	\$1753.00	\$0.00
3	North Central Narcotics Task Force #161000414	2/12/2019	2002 Mercedes Benz	\$150.00 (in lieu of vehicle)	\$0.00
4	North Central Narcotics Task Force #171000573	2/12/2019	\$180.00 U.S. Currency	\$180.00	\$0.00
5	North Central Narcotics Task Force #171000389	2/26/2019	\$220.00 U.S. Currency	\$220.00	\$0.00
6	Churchill County Sheriff's Office #C18-02474	5/15/2019	\$659.00 U.S. Currency	\$659.00	\$0.00
7	Nevada Highway Patrol # 160501663	5/17/2019	Sig Sauer P238 semi-auto pistol	\$0.00 (firearm destroyed)	\$0.00
8					
9					
10					
11					
12					
13					
14					
15					
16					
17					
18					
19					
20					

Total Amount Forfeited to Agency: \$ 3,162.00

Misc. Forfeiture Revenue:
Total Revenue:

PART IV – Use of Proceeds

☐ Null Reporting for Distributions: Check if this agency engaged in no distributions during this reporting period.

Reasonable Expenses:	
Cost of Seizure	
Cost of Storage, Maintenance and Disposition of Property	
Cost of Suit (per reporting period)	
Equitable Sharing with Cooperating Agencies	\$ 2,489.15
Other	
Total Expenses: \$ 2,489.15	
Total Funds Available for Distribution: \$ 672.85	

Type of Account Balance Distribution Deposited Into:	
School District per NRS 179.1187(2)(d)	
Retained by law enforcement agency in their “___Forfeiture Account” per NRS 179.1187(1) and NRS 179.118(2)(b)	\$ 672.85
State of Nevada – Technological Crime Fund per NRS 179.1233	
Account for Prosecution of Racketeering per NRS 207.500	
State Treasury for Compensation of Victims of Crime per NRS 200.760 and NRS 179.118(2)(d)	
General Fund per NRS 197.118(2)(e)	
County Treasurer per NRS 197.118(2)(f) and NRS 201.351	
Other	
Total Funds Distributed: \$ 672.85	

REPORT FORM

REPORTING PERIOD – July 1 to June 30

NRS CHAPTER 179 ANNUAL ASSET SEIZURE AND FORFEITURE REPORTING

FISCAL YEAR REPORTING: 30-Jun-19



STATE OF NEVADA
OFFICE OF THE ATTORNEY GENERAL

100 North Cason Street
Carson City, Nevada 89701
(775) 684-1205

PART I – Contact Information

City of Elko Police Department

Law Enforcement Agency:

Jan Baum

Contact Person:

1751 College Avenue

Mailing Address (line 1):

Mailing Address (line 2):

Financial Services Director

Title of Contact Person:

jbaum@elkocitynv.gov

E-Mail Address:

775-777-7140

Telephone Number:

PART II – Property Seized

☒ Null Reporting for Seizures: Check if this agency engaged in no seizures during this reporting period.

	Agency's Event ID or Case #	Date Seized	Property Type/Description	Crime Associated with Seizure	Market Value of Property
1					
2					
3					
4					
5					
6					
7					
8					
9					
10					
11					
12					
13					
14					
15					
16					
17					
18					
19					
20					

Total Martket Value of Seized Property: \$ -

** For additional items of property, please insert additional lines above "total seized"

**Make sure the sum function, totalling Agency's Market Value of Properties is still accurate

PART III – Property Forfeited

☒ Null Reporting for Forfeitures: Check if this agency engaged in no forfeitures during this reporting period.

	Agency's Event ID or Case #	Date of Disposition	Property Type/Description	Amount Forfeited to Agency	Total Amount Paid to Others
1					
2					
3					
4					
5					
6					
7					
8					
9					
10					
11					
12					
13					
14					
15					
16					
17					
18					
19					
20					

Total Amount Forfeited to Agency: \$ -

Misc. Forfeiture Revenue:	
Total Revenue:	

PART IV – Use of Proceeds

☒ Null Reporting for Distributions: Check if this agency engaged in no distributions during this reporting period.

Reasonable Expenses:	
Cost of Seizure	
Cost of Storage, Maintenance and Disposition of Property	
Cost of Suit (per reporting period)	
Equitable Sharing with Cooperating Agencies	
Other - Law enforcement equipment/Travel & per diem	
Total Expenses: \$ -	
Total Funds Available for Distribution: \$ -	

Type of Account Balance Distribution Deposited Into:	
School District per NRS 179.1187(2)(d)	
Retained by law enforcement agency in their “___Forfeiture Account” per NRS 179.1187(1) and NRS 179.118(2)(b)	
State of Nevada – Technological Crime Fund per NRS 179.1233	
Account for Prosecution of Racketeering per NRS 207.500	
State Treasury for Compensation of Victims of Crime per NRS 200.760 and NRS 179.118(2)(d)	
General Fund per NRS 179.118(2)(e)	
County Treasurer per NRS 179.118(2)(f) and NRS 201.351	
Other	
Total Funds Distributed: \$ -	

REPORT FORM

REPORTING PERIOD – July 1 to June 30

NRS CHAPTER 179 ANNUAL ASSET SEIZURE AND FORFEITURE REPORTING

FISCAL YEAR REPORTING: Fiscal Year 2019



STATE OF NEVADA
OFFICE OF THE ATTORNEY GENERAL

100 North Cason Street
Carson City, Nevada 89701
(775) 684-1205

PART I – Contact Information

Clark County District Attorney

Law Enforcement Agency:

Patricia Cummings

Contact Person:

200 Lewis Avenue, Third Floor

Mailing Address (line 1):

Las Vegas, NV 89155

Mailing Address (line 2):

Fiscal Services Administrator

Title of Contact Person:

patricia.cummings@clarkcountyda.com

E-Mail Address:

702/671-0988

Telephone Number:

PART II – Property Seized

XX Null Reporting for Seizures: Check if this agency engaged in no seizures during this reporting period.

	Agency's Event ID or Case #	Date Seized	Property Type/Description	Crime Associated with Seizure	Market Value of Property
1					
2					
3					
4					
5					
6					
7					
8					
9					
10					
11					
12					
13					
14					
15					
16					
17					
18					
19					
20					

Total Market Value of Seized Property: \$ -

** For additional items of property, please insert additional lines above "total seized"

**Make sure the sum function, totalling Agency's Market Value of Properties is still accurate

PART III – Property Forfeited

☒ Null Reporting for Forfeitures: Check if this agency engaged in no forfeitures during this reporting period.

	Agency's Event ID or Case #	Date of Disposition	Property Type/Description	Amount Forfeited to Agency	Total Amount Paid to Others
1					
2					
3					
4					
5					
6					
7					
8					
9					
10					
11					
12					
13					
14					
15					
16					
17					
18					
19					
20					

Total Amount Forfeited to Agency: \$ -

Misc. Forfeiture Revenue:	
Total Revenue:	

PART IV – Use of Proceeds

☒ Null Reporting for Distributions: Check if this agency engaged in no distributions during this reporting period.

Reasonable Expenses:	
Cost of Seizure	
Cost of Storage, Maintenance and Disposition of Property	
Cost of Suit (per reporting period)	
Equitable Sharing with Cooperating Agencies	
Other	

Total Expenses: \$ -

Total Funds Available for Distribution: \$ -

Type of Account Balance Distribution Deposited Into:	
School District per NRS 179.1187(2)(d)	
Retained by law enforcement agency in their “___Forfeiture Account” per NRS 179.1187(1) and NRS 179.118(2)(b)	
State of Nevada – Technological Crime Fund per NRS 179.1233	
Account for Prosecution of Racketeering per NRS 207.500	
State Treasury for Compensation of Victims of Crime per NRS 200.760 and NRS 179.118(2)(d)	
General Fund per NRS 179.118(2)(e)	
County Treasurer per NRS 179.118(2)(f) and NRS 201.351	
Other	

Total Funds Distributed: \$ -

REPORT FORM

REPORTING PERIOD – *July 1 to June 30*

NRS CHAPTER 179 ANNUAL ASSET SEIZURE AND FORFEITURE REPORTING

FISCAL YEAR REPORTING: July 1, 2018 to June 30, 2019



STATE OF NEVADA
OFFICE OF THE ATTORNEY GENERAL

100 North Cason Street
Carson City, Nevada 89701
(775) 684-1205

PART I – Contact Information

Clark County Park Police
Law Enforcement Agency:

Alex Ortiz
Contact Person:

2901 E. Sunset Road
Mailing Address (line 1):

Las Vegas, Nevada, 89120
Mailing Address (line 2):

Assistant Director
Title of Contact Person:

ortiza@clarkcountynv.gov
E-Mail Address:

702-455-7532
Telephone Number:

PART II – Property Seized

☒ Null Reporting for Seizures: Check if this agency engaged in no seizures during this reporting period.

	Agency's Event ID or Case #	Date Seized	Property Type/Description	Crime Associated with Seizure	Market Value of Property
1					
2					
3					
4					
5					
6					
7					
8					
9					
10					
11					
12					
13					
14					
15					
16					
17					
18					
19					
20					

Total Martket Value of Seized Property: \$ -

** For additional items of property, please insert additional lines above "total seized"

**Make sure the sum function, totalling Agency's Market Value of Properties is still accurate

PART III – Property Forfeited

☒ Null Reporting for Forfeitures: Check if this agency engaged in no forfeitures during this reporting period.

	Agency's Event ID or Case #	Date of Disposition	Property Type/Description	Amount Forfeited to Agency	Total Amount Paid to Others
1					
2					
3					
4					
5					
6					
7					
8					
9					
10					
11					
12					
13					
14					
15					
16					
17					
18					
19					
20					

Total Amount Forfeited to Agency: \$ -

Misc. Forfeiture Revenue:	
Total Revenue:	

PART IV – Use of Proceeds

☒ Null Reporting for Distributions: Check if this agency engaged in no distributions during this reporting period.

Reasonable Expenses:	
Cost of Seizure	
Cost of Storage, Maintenance and Disposition of Property	
Cost of Suit (per reporting period)	
Equitable Sharing with Cooperating Agencies	
Other	
Total Expenses: \$ -	
Total Funds Available for Distribution: \$ -	

Type of Account Balance Distribution Deposited Into:	
School District per NRS 179.1187(2)(d)	
Retained by law enforcement agency in their “___Forfeiture Account” per NRS 179.1187(1) and NRS 179.118(2)(b)	
State of Nevada – Technological Crime Fund per NRS 179.1233	
Account for Prosecution of Racketeering per NRS 207.500	
State Treasury for Compensation of Victims of Crime per NRS 200.760 and NRS 179.118(2)(d)	
General Fund per NRS 197.118(2)(e)	
County Treasurer per NRS 197.118(2)(f) and NRS 201.351	
Other	
Total Funds Distributed: \$ -	

REPORT FORM

REPORTING PERIOD – July 1 to June 30

NRS CHAPTER 179 ANNUAL ASSET SEIZURE AND FORFEITURE REPORTING

FISCAL YEAR REPORTING: July 1, 2018 - June 30, 2019

PART I – Contact Information

Clark County School District Police Department

Law Enforcement Agency:

Jeff Schell P #295

Contact Person:

120 Corporate Park Drive

Mailing Address (line 1):

Henderson Nevada, 89074

Mailing Address (line 2):

Sergeant

Title of Contact Person:

Schellj@nv.ccsd.net

E-Mail Address:

702-799-7830

Telephone Number:



STATE OF NEVADA
OFFICE OF THE ATTORNEY GENERAL

100 North Cason Street
Carson City, Nevada 89701
(775) 684-1205

PART II – Property Seized

☒ Null Reporting for Seizures: Check if this agency engaged in no seizures during this reporting period.

	Agency's Event ID or Case #	Date Seized	Property Type/Description	Crime Associated with Seizure	Market Value of Property
1					
2					
3					
4					
5					
6					
7					
8					
9					
10					
11					
12					
13					
14					
15					
16					
17					
18					
19					
20					

Total Martket Value of Seized Property: \$ -

** For additional items of property, please insert additional lines above "total seized"

**Make sure the sum function, totalling Agency's Market Value of Properties is still accurate

PART III – Property Forfeited

☒ Null Reporting for Forfeitures: Check if this agency engaged in no forfeitures during this reporting period.

	Agency's Event ID or Case #	Date of Disposition	Property Type/Description	Amount Forfeited to Agency	Total Amount Paid to Others
1					
2					
3					
4					
5					
6					
7					
8					
9					
10					
11					
12					
13					
14					
15					
16					
17					
18					
19					
20					

Total Amount Forfeited to Agency: \$ -

Misc. Forfeiture Revenue:	
Total Revenue:	

PART IV – Use of Proceeds

☒ Null Reporting for Distributions: Check if this agency engaged in no distributions during this reporting period.

Reasonable Expenses:	
Cost of Seizure	
Cost of Storage, Maintenance and Disposition of Property	
Cost of Suit (per reporting period)	
Equitable Sharing with Cooperating Agencies	
Other	
Total Expenses: \$	
-	
Total Funds Available for Distribution: \$	
-	

Type of Account Balance Distribution Deposited Into:	
School District per NRS 179.1187(2)(d)	
Retained by law enforcement agency in their “___Forfeiture Account” per NRS 179.1187(1) and NRS 179.118(2)(b)	
State of Nevada – Technological Crime Fund per NRS 179.1233	
Account for Prosecution of Racketeering per NRS 207.500	
State Treasury for Compensation of Victims of Crime per NRS 200.760 and NRS 179.118(2)(d)	
General Fund per NRS 197.118(2)(e)	
County Treasurer per NRS 197.118(2)(f) and NRS 201.351	
Other	
Total Funds Distributed: \$	
-	

REPORT FORM

REPORTING PERIOD – July 1 to June 30

NRS CHAPTER 179 ANNUAL ASSET SEIZURE AND FORFEITURE REPORTING

FISCAL YEAR REPORTING: July 01, 2018- June 30, 2019

PART I – Contact Information

Clark County Sheriff - Civil Bureau

Law Enforcement Agency:

Larry Clark

Contact Person:

301 E. Clark #100

Mailing Address (line 1):

Las Vegas NV. 89101

Mailing Address (line 2):

Captain

Title of Contact Person:

l3901c@lvmpd.com

E-Mail Address:

702-455-0892

Telephone Number:



STATE OF NEVADA
OFFICE OF THE ATTORNEY GENERAL

100 North Cason Street
Carson City, Nevada 89701
(775) 684-1205

PART II – Property Seized

☒ Null Reporting for Seizures: Check if this agency engaged in no seizures during this reporting period.

	Agency's Event ID or Case #	Date Seized	Property Type/Description	Crime Associated with Seizure	Market Value of Property
1					
2					
3					
4					
5					
6					
7					
8					
9					
10					
11					
12					
13					
14					
15					
16					
17					
18					
19					
20					

Total Market Value of Seized Property: \$ -

** For additional items of property, please insert additional lines above "total seized"

**Make sure the sum function, totaling Agency's Market Value of Properties is still accurate

PART III – Property Forfeited

☒ Null Reporting for Forfeitures: Check if this agency engaged in no forfeitures during this reporting period.

	Agency's Event ID or Case #	Date of Disposition	Property Type/Description	Amount Forfeited to Agency	Total Amount Paid to Others
1					
2					
3					
4					
5					
6					
7					
8					
9					
10					
11					
12					
13					
14					
15					
16					
17					
18					
19					
20					

Total Amount Forfeited to Agency: \$ -

Misc. Forfeiture Revenue:	
Total Revenue:	

PART IV – Use of Proceeds

☒ Null Reporting for Distributions: Check if this agency engaged in no distributions during this reporting period.

Reasonable Expenses:	
Cost of Seizure	
Cost of Storage, Maintenance and Disposition of Property	
Cost of Suit (per reporting period)	
Equitable Sharing with Cooperating Agencies	
Other	

Total Expenses: \$ -

Total Funds Available for Distribution: \$ -

Type of Account Balance Distribution Deposited Into:	
School District per NRS 179.1187(2)(d)	
Retained by law enforcement agency in their “___Forfeiture Account” per NRS 179.1187(1) and NRS 179.118(2)(b)	
State of Nevada – Technological Crime Fund per NRS 179.1233	
Account for Prosecution of Racketeering per NRS 207.500	
State Treasury for Compensation of Victims of Crime per NRS 200.760 and NRS 179.118(2)(d)	
General Fund per NRS 179.118(2)(e)	
County Treasurer per NRS 179.118(2)(f) and NRS 201.351	
Other	

Total Funds Distributed: \$ -

REPORT FORM

REPORTING PERIOD – July 1 to June 30

NRS CHAPTER 179 ANNUAL ASSET SEIZURE AND FORFEITURE REPORTING

FISCAL YEAR REPORTING: 2019



STATE OF NEVADA
OFFICE OF THE ATTORNEY GENERAL

100 North Cason Street
Carson City, Nevada 89701
(775) 684-1205

PART I – Contact Information

College of Southern Nevada Police Department

Law Enforcement Agency:

SGT Rene Dominguez

Contact Person:

3200 East Cheyenne Avenue

Mailing Address (line 1):

Mailing Address (line 2):

Evidence room supervisor

Title of Contact Person:

Rene.Dominguez@csn.edu

E-Mail Address:

(702) 651-2677

Telephone Number:

PART II – Property Seized

☒ Null Reporting for Seizures: Check if this agency engaged in no seizures during this reporting period.

	Agency's Event ID or Case #	Date Seized	Property Type/Description	Crime Associated with Seizure	Market Value of Property
1					
2					
3					
4					
5					
6					
7					
8					
9					
10					
11					
12					
13					
14					
15					
16					
17					
18					
19					
20					

Total Martket Value of Seized Property: \$ -

** For additional items of property, please insert additional lines above "total seized"

**Make sure the sum function, totalling Agency's Market Value of Properties is still accurate

PART III – Property Forfeited

☒ Null Reporting for Forfeitures: Check if this agency engaged in no forfeitures during this reporting period.

	Agency's Event ID or Case #	Date of Disposition	Property Type/Description	Amount Forfeited to Agency	Total Amount Paid to Others
1					
2					
3					
4					
5					
6					
7					
8					
9					
10					
11					
12					
13					
14					
15					
16					
17					
18					
19					
20					

Total Amount Forfeited to Agency: \$ -

Misc. Forfeiture Revenue:	
Total Revenue:	

PART IV – Use of Proceeds

☒ Null Reporting for Distributions: Check if this agency engaged in no distributions during this reporting period.

Reasonable Expenses:	
Cost of Seizure	
Cost of Storage, Maintenance and Disposition of Property	
Cost of Suit (per reporting period)	
Equitable Sharing with Cooperating Agencies	
Other	

Total Expenses: \$ -

Total Funds Available for Distribution: \$ -

Type of Account Balance Distribution Deposited Into:	
School District per NRS 179.1187(2)(d)	
Retained by law enforcement agency in their “__Forfeiture Account” per NRS 179.1187(1) and NRS 179.118(2)(b)	
State of Nevada – Technological Crime Fund per NRS 179.1233	
Account for Prosecution of Racketeering per NRS 207.500	
State Treasury for Compensation of Victims of Crime per NRS 200.760 and NRS 179.118(2)(d)	
General Fund per NRS 197.118(2)(e)	
County Treasurer per NRS 197.118(2)(f) and NRS 201.351	
Other	

Total Funds Distributed: \$ -

REPORT FORM

REPORTING PERIOD – July 1 to June 30

NRS CHAPTER 179 ANNUAL ASSET SEIZURE AND FORFEITURE REPORTING

FISCAL YEAR REPORTING: 2019

PART I – Contact Information

Department of Corrections

Law Enforcement Agency:

Scott Ewart

Contact Person:

5500 Snyder Ave

Mailing Address (line 1):

Carson City, NV 89702

Mailing Address (line 2):

Chief of Fiscal Services

Title of Contact Person:

sewart@doc.nv.gov

E-Mail Address:

775-887-3210

Telephone Number:



STATE OF NEVADA
OFFICE OF THE ATTORNEY GENERAL

100 North Cason Street
Carson City, Nevada 89701
(775) 684-1205

PART II – Property Seized

☒ Null Reporting for Seizures: Check if this agency engaged in no seizures during this reporting period.

	Agency's Event ID or Case #	Date Seized	Property Type/Description	Crime Associated with Seizure	Market Value of Property
1					
2					
3					
4					
5					
6					
7					
8					
9					
10					
11					
12					
13					
14					
15					
16					
17					
18					
19					
20					

Total Market Value of Seized Property: \$ -

** For additional items of property, please insert additional lines above "total seized"

**Make sure the sum function, totalling Agency's Market Value of Properties is still accurate

PART III – Property Forfeited

☒ Null Reporting for Forfeitures: Check if this agency engaged in no forfeitures during this reporting period.

	Agency's Event ID or Case #	Date of Disposition	Property Type/Description	Amount Forfeited to Agency	Total Amount Paid to Others
1					
2					
3					
4					
5					
6					
7					
8					
9					
10					
11					
12					
13					
14					
15					
16					
17					
18					
19					
20					

Total Amount Forfeited to Agency: \$ -

Misc. Forfeiture Revenue:
Total Revenue:

PART IV – Use of Proceeds

☒ Null Reporting for Distributions: Check if this agency engaged in no distributions during this reporting period.

Reasonable Expenses:	
Cost of Seizure	
Cost of Storage, Maintenance and Disposition of Property	
Cost of Suit (per reporting period)	
Equitable Sharing with Cooperating Agencies	
Other	
Total Expenses: \$	
-	
Total Funds Available for Distribution: \$	
-	

Type of Account Balance Distribution Deposited Into:	
School District per NRS 179.1187(2)(d)	
Retained by law enforcement agency in their “___Forfeiture Account” per NRS 179.1187(1) and NRS 179.118(2)(b)	
State of Nevada – Technological Crime Fund per NRS 179.1233	
Account for Prosecution of Racketeering per NRS 207.500	
State Treasury for Compensation of Victims of Crime per NRS 200.760 and NRS 179.118(2)(d)	
General Fund per NRS 197.118(2)(e)	
County Treasurer per NRS 197.118(2)(f) and NRS 201.351	
Other	
Total Funds Distributed: \$	
-	

REPORT FORM

REPORTING PERIOD – July 1 to June 30

NRS CHAPTER 179 ANNUAL ASSET SEIZURE AND FORFEITURE REPORTING

FISCAL YEAR REPORTING: FY19



STATE OF NEVADA
OFFICE OF THE ATTORNEY GENERAL

100 North Cason Street
Carson City, Nevada 89701
(775) 684-1205

PART I – Contact Information

Law Enforcement Agency: Nevada DMV, Compliance Enforcement Division

Contact Person: Morgan Friend

Mailing Address (line 1): 555 Wright Way X

Mailing Address (line 2): Carson City, NV 89711

Title of Contact Person: Management Analyst III

E-Mail Address: Mfriend@dmv.nv.gov

Telephone Number: 775-684-4805

PART II – Property Seized

☒ Null Reporting for Seizures: Check if this agency engaged in no seizures during this reporting period.

	Agency's Event ID or Case #	Date Seized	Property Type/Description	Crime Associated with Seizure	Market Value of Property
1					
2					
3					
4					
5					
6					
7					
8					
9					
10					
11					
12					
13					
14					
15					
16					
17					
18					
19					
20					

Total Martket Value of Seized Property: \$ -

** For additional items of property, please insert additional lines above "total seized"

**Make sure the sum function, totalling Agency's Market Value of Properties is still accurate

PART III – Property Forfeited

☒ Null Reporting for Forfeitures: Check if this agency engaged in no forfeitures during this reporting period.

	Agency's Event ID or Case #	Date of Disposition	Property Type/Description	Amount Forfeited to Agency	Total Amount Paid to Others
1					
2					
3					
4					
5					
6					
7					
8					
9					
10					
11					
12					
13					
14					
15					
16					
17					
18					
19					
20					

Total Amount Forfeited to Agency: \$ -

Misc. Forfeiture Revenue:	
Total Revenue:	

PART IV – Use of Proceeds

☒ Null Reporting for Distributions: Check if this agency engaged in no distributions during this reporting period.

Reasonable Expenses:	
Cost of Seizure	
Cost of Storage, Maintenance and Disposition of Property	
Cost of Suit (per reporting period)	
Equitable Sharing with Cooperating Agencies	
Other	

Total Expenses: \$ -

Total Funds Available for Distribution: \$ -

Type of Account Balance Distribution Deposited Into:	
School District per NRS 179.1187(2)(d)	
Retained by law enforcement agency in their “___Forfeiture Account” per NRS 179.1187(1) and NRS 179.118(2)(b)	
State of Nevada – Technological Crime Fund per NRS 179.1233	
Account for Prosecution of Racketeering per NRS 207.500	
State Treasury for Compensation of Victims of Crime per NRS 200.760 and NRS 179.118(2)(d)	
General Fund per NRS 197.118(2)(e)	
County Treasurer per NRS 197.118(2)(f) and NRS 201.351	
Other	

Total Funds Distributed: \$ -

REPORT FORM

REPORTING PERIOD – July 1 to June 30

NRS CHAPTER 179 ANNUAL ASSET SEIZURE AND FORFEITURE REPORTING

FISCAL YEAR REPORTING: 2019



STATE OF NEVADA
OFFICE OF THE ATTORNEY GENERAL

100 North Cason Street
Carson City, Nevada 89701
(775) 684-1205

PART I – Contact Information

Law Enforcement Agency: NEVADA DEPARTMENT OF WILDLIFE

Contact Person: MICHAEL MAYNARD

Mailing Address (line 1): 6980 SIERRA CENTER PARKWAY, STE 120

Mailing Address (line 2):

Title of Contact Person: CHIEF GAME WARDEN

E-Mail Address: mmaynard@ndow.org

Telephone Number: 775-688-1547

PART II – Property Seized

☒ Null Reporting for Seizures: Check if this agency engaged in no seizures during this reporting period.

	Agency's Event ID or Case #	Date Seized	Property Type/Description	Crime Associated with Seizure	Market Value of Property
1					
2					
3					
4					
5					
6					
7					
8					
9					
10					
11					
12					
13					
14					
15					
16					
17					
18					
19					
20					

Total Martket Value of Seized Property: \$ -

** For additional items of property, please insert additional lines above "total seized"

**Make sure the sum function, totalling Agency's Market Value of Properties is still accurate

PART III – Property Forfeited

☒ Null Reporting for Forfeitures: Check if this agency engaged in no forfeitures during this reporting period.

	Agency's Event ID or Case #	Date of Disposition	Property Type/Description	Amount Forfeited to Agency	Total Amount Paid to Others
1					
2					
3					
4					
5					
6					
7					
8					
9					
10					
11					
12					
13					
14					
15					
16					
17					
18					
19					
20					

Total Amount Forfeited to Agency: \$

Misc. Forfeiture Revenue:	
Total Revenue:	

PART IV – Use of Proceeds

☒ Null Reporting for Distributions: Check if this agency engaged in no distributions during this reporting period.

Reasonable Expenses:	
Cost of Seizure	
Cost of Storage, Maintenance and Disposition of Property	
Cost of Suit (per reporting period)	
Equitable Sharing with Cooperating Agencies	
Other	
Total Expenses: \$	
-	
Total Funds Available for Distribution: \$	
-	

Type of Account Balance Distribution Deposited Into:	
School District per NRS 179.1187(2)(d)	
Retained by law enforcement agency in their “___Forfeiture Account” per NRS 179.1187(1) and NRS 179.118(2)(b)	
State of Nevada – Technological Crime Fund per NRS 179.1233	
Account for Prosecution of Racketeering per NRS 207.500	
State Treasury for Compensation of Victims of Crime per NRS 200.760 and NRS 179.118(2)(d)	
General Fund per NRS 197.118(2)(e)	
County Treasurer per NRS 197.118(2)(f) and NRS 201.351	
Other	
Total Funds Distributed: \$	
-	

REPORT FORM

REPORTING PERIOD – July 1 to June 30

NRS CHAPTER 179 ANNUAL ASSET SEIZURE AND FORFEITURE REPORTING

FISCAL YEAR REPORTING: 2018 -2019



STATE OF NEVADA
OFFICE OF THE ATTORNEY GENERAL

100 North Cason Street
Carson City, Nevada 89701
(775) 684-1205

PART I – Contact Information

Douglas County District Attorney's Office

Law Enforcement Agency:

Tammy Davis

Contact Person:

P.O. Box 218

Mailing Address (line 1):

Minden, NV 89423

Mailing Address (line 2):

Administrative Services Manager

Title of Contact Person:

tdavis@douglas.nv.gov

E-Mail Address:

775-782-9800

Telephone Number:

PART II – Property Seized

☒ Null Reporting for Seizures: Check if this agency engaged in no seizures during this reporting period.

	Agency's Event ID or Case #	Date Seized	Property Type/Description	Crime Associated with Seizure	Market Value of Property
1					
2					
3					
4					
5					
6					
7					
8					
9					
10					
11					
12					
13					
14					
15					
16					
17					
18					
19					
20					

Total Market Value of Seized Property: \$ -

** For additional items of property, please insert additional lines above "total seized"

**Make sure the sum function, totalling Agency's Market Value of Properties is still accurate

PART III – Property Forfeited

☒ Null Reporting for Forfeitures: Check if this agency engaged in no forfeitures during this reporting period.

	Agency's Event ID or Case #	Date of Disposition	Property Type/Description	Amount Forfeited to Agency	Total Amount Paid to Others
1					
2					
3					
4					
5					
6					
7					
8					
9					
10					
11					
12					
13					
14					
15					
16					
17					
18					
19					
20					

Total Amount Forfeited to Agency: \$ -

Misc. Forfeiture Revenue:	
Total Revenue:	

PART IV – Use of Proceeds

☒ Null Reporting for Distributions: Check if this agency engaged in no distributions during this reporting period.

Reasonable Expenses:	
Cost of Seizure	
Cost of Storage, Maintenance and Disposition of Property	
Cost of Suit (per reporting period)	
Equitable Sharing with Cooperating Agencies	
Other	

Total Expenses: \$ -

Total Funds Available for Distribution: \$ -

Type of Account Balance Distribution Deposited Into:	
School District per NRS 179.1187(2)(d)	
Retained by law enforcement agency in their “___Forfeiture Account” per NRS 179.1187(1) and NRS 179.118(2)(b)	
State of Nevada – Technological Crime Fund per NRS 179.1233	
Account for Prosecution of Racketeering per NRS 207.500	
State Treasury for Compensation of Victims of Crime per NRS 200.760 and NRS 179.118(2)(d)	
General Fund per NRS 197.118(2)(e)	
County Treasurer per NRS 197.118(2)(f) and NRS 201.351	
Other	

Total Funds Distributed: \$ -

REPORT FORM

REPORTING PERIOD – July 1 to June 30

NRS CHAPTER 179 ANNUAL ASSET SEIZURE AND FORFEITURE REPORTING

FISCAL YEAR REPORTING: July 1, 2018 - June 31, 2019



STATE OF NEVADA
OFFICE OF THE ATTORNEY GENERAL

100 North Cason Street
Carson City, Nevada 89701
(775) 684-1205

PART I – Contact Information

Douglas County Sheriff's Office
Law Enforcement Agency:

Captain Dan Britton
Contact Person:

PO Box 218
Mailing Address (line 1):

Minden, Nevada 89423
Mailing Address (line 2):

Captain
Title of Contact Person:

dbritton@co.douglas.nv.us
E-Mail Address:

(775) 782-9906
Telephone Number:

PART II – Property Seized

☒ Null Reporting for Seizures: Check if this agency engaged in no seizures during this reporting period.

	Agency's Event ID or Case #	Date Seized	Property Type/Description	Crime Associated with Seizure	Market Value of Property
1					
2					
3					
4					
5					
6					
7					
8					
9					
10					
11					
12					
13					
14					
15					
16					
17					
18					
19					
20					

Total Martket Value of Seized Property: \$ -

** For additional items of property, please insert additional lines above "total seized"

**Make sure the sum function, totalling Agency's Market Value of Properties is still accurate

PART III – Property Forfeited

☒ Null Reporting for Forfeitures: Check if this agency engaged in no forfeitures during this reporting period.

	Agency's Event ID or Case #	Date of Disposition	Property Type/Description	Amount Forfeited to Agency	Total Amount Paid to Others
1					
2					
3					
4					
5					
6					
7					
8					
9					
10					
11					
12					
13					
14					
15					
16					
17					
18					
19					
20					

Total Amount Forfeited to Agency: \$ -

Misc. Forfeiture Revenue:
Total Revenue:

PART IV – Use of Proceeds

☒ Null Reporting for Distributions: Check if this agency engaged in no distributions during this reporting period.

Reasonable Expenses:	
Cost of Seizure	
Cost of Storage, Maintenance and Disposition of Property	
Cost of Suit (per reporting period)	
Equitable Sharing with Cooperating Agencies	
Other	

Total Expenses: \$ -

Total Funds Available for Distribution: \$ -

Type of Account Balance Distribution Deposited Into:	
School District per NRS 179.1187(2)(d)	
Retained by law enforcement agency in their “___Forfeiture Account” per NRS 179.1187(1) and NRS 179.118(2)(b)	
State of Nevada – Technological Crime Fund per NRS 179.1233	
Account for Prosecution of Racketeering per NRS 207.500	
State Treasury for Compensation of Victims of Crime per NRS 200.760 and NRS 179.118(2)(d)	
General Fund per NRS 197.118(2)(e)	
County Treasurer per NRS 197.118(2)(f) and NRS 201.351	
Other	

Total Funds Distributed: \$ -

REPORT FORM

REPORTING PERIOD – July 1 to June 30

NRS CHAPTER 179 ANNUAL ASSET SEIZURE AND FORFEITURE REPORTING

FISCAL YEAR REPORTING: 2019



STATE OF NEVADA
OFFICE OF THE ATTORNEY GENERAL

100 North Cason Street
Carson City, Nevada 89701
(775) 684-1205

PART I – Contact Information

NV Dept. of Public Safety, Capitol Police

Law Enforcement Agency:

Sheri Brueggemann

Contact Person:

555 Wright Way

Mailing Address (line 1):

Carson City, NV 89711

Mailing Address (line 2):

Deputy Director

Title of Contact Person:

sbrueggemann@dps.state.nv.us

E-Mail Address:

775-684-4556

Telephone Number:

PART II – Property Seized

☒ Null Reporting for Seizures: Check if this agency engaged in no seizures during this reporting period.

	Agency's Event ID or Case #	Date Seized	Property Type/Description	Crime Associated with Seizure	Market Value of Property

Total Market Value of Seized Property: \$ -

**** For additional items of property, please insert additional lines above "total seized"**

****Make sure the sum function, totaling Agency's Market Value of Properties is still accurate**

PART III – Property Forfeited

☒ Null Reporting for Forfeitures: Check if this agency engaged in no forfeitures during this reporting period.

	Agency's Event ID or Case #	Date of Disposition	Property Type/Description	Amount Forfeited to Agency	Total Amount Paid to Others

Total Amount Forfeited to Agency: \$ -

Misc. Forfeiture Revenue:

Total Revenue:

PART IV – Use of Proceeds

☒ Null Reporting for Distributions: Check if this agency engaged in no distributions during this reporting period.

Reasonable Expenses:	
Cost of Seizure	
Cost of Storage, Maintenance and Disposition of Property	
Cost of Suit (per reporting period)	
Equitable Sharing with Cooperating Agencies	
Other	

Total Expenses: \$ -

Total Funds Available for Distribution: \$ -

Type of Account Balance Distribution Deposited Into:	
School District per NRS 179.1187(2)(d)	
Retained by law enforcement agency in their “___Forfeiture Account” per NRS 179.1187(1) and NRS 179.118(2)(b)	
State of Nevada – Technological Crime Fund per NRS 179.1233	
Account for Prosecution of Racketeering per NRS 207.500	
State Treasury for Compensation of Victims of Crime per NRS 200.760 and NRS 179.118(2)(d)	
General Fund per NRS 197.118(2)(e)	
County Treasurer per NRS 197.118(2)(f) and NRS 201.351	
Other	

Total Funds Distributed: \$ -

REPORT FORM

REPORTING PERIOD – *July 1 to June 30*

NRS CHAPTER 179 ANNUAL ASSET SEIZURE AND FORFEITURE REPORTING

FISCAL YEAR REPORTING: 2019



STATE OF NEVADA
OFFICE OF THE ATTORNEY GENERAL

100 North Cason Street
Carson City, Nevada 89701
(775) 684-1205

PART I – Contact Information

NV Dept. of Public Safety, Investigation Division

Law Enforcement Agency:

Sheri Brueggemann

Contact Person:

A handwritten signature in black ink, appearing to read "Sheri Brueggemann", written over a horizontal line.

555 Wright Way

Mailing Address (line 1):

Carson City, NV 89711

Mailing Address (line 2):

Deputy Director

Title of Contact Person:

sbrueggemann@dps.state.nv.us

E-Mail Address:

775-684-4556

Telephone Number:

PART II – Property Seized

☐ Null Reporting for Seizures: Check if this agency engaged in no seizures during this reporting period.

	Agency's Event ID or Case #	Date Seized	Property Type/Description	Crime Associated with Seizure	Market Value of Property
1	18I000628	11/2/2018	Currency	NRS 453.701	\$ 2,030.00
2	19I000191	3/19/2019	Currency	NRS 453.301	\$ 432.00
3	19I000198	5/10/2019	Currency	NRS 453.3385; NRS 453.336; NRS 453.338	\$ 2,963.00
4	19I000376	6/13/2019	Currency	NRS 453.3385; NRS 453.336	\$ 5,001.00
5	19I000185	6/13/2019	Currency	NRS 453.3385	\$ 1,549.00
6	19I000185	6/13/2019	(1) Black .22 caliber rifle	NRS 453.3385	\$ 170.00
7	19I000185	6/13/2019	(1) Black 17 caliber rifle with attached scope	NRS 453.3385	\$ 300.00
8	19I000185	6/13/2019	(1) Semi-automatic pistol	NRS 453.3385	\$ 150.00
9	19I000022	1/10/2019	(1) Revolver - poor condition	NRS 453.336; NRS 453.566; NRS 453.411	\$ 50.00
10	19I000376	6/13/2019	(1) North American Arms .22 caliber derringer pistol	NRS 453.3385; NRS 453.336	\$ 200.00
11	19I000198	5/10/2019	(1) Glock model 17 (9mm) handgun with light & magazine	NRS 453.3385; NRS 453.336; NRS 453.338	\$ 500.00

Total Market Value of Seized Property: \$ 13,345.00

** For additional items of property, please insert additional lines above "total seized"

**Make sure the sum function, totaling Agency's Market Value of Properties is still accurate

PART III – Property Forfeited

☒ Null Reporting for Forfeitures: Check if this agency engaged in no forfeitures during this reporting period.

	Agency's Event ID or Case #	Date of Disposition	Property Type/Description	Amount Forfeited to Agency	Total Amount Paid to Others
1					
2					
3					
4					
5					
6					
7					
8					
9					
10					
11					
12					
13					
14					
15					
16					
17					
18					
19					
20					

Total Amount Forfeited to Agency: \$ -

Misc. Forfeiture Revenue:
Total Revenue:

PART IV – Use of Proceeds

☒ Null Reporting for Distributions: Check if this agency engaged in no distributions during this reporting period.

Reasonable Expenses:

Cost of Seizure	
Cost of Storage, Maintenance and Disposition of Property	
Cost of Suit (per reporting period)	
Equitable Sharing with Cooperating Agencies	
Other	

Total Expenses: \$ -

Total Funds Available for Distribution: \$ -

Type of Account Balance Distribution Deposited Into:

School District per NRS 179.1187(2)(d)	
Retained by law enforcement agency in their “___Forfeiture Account” per NRS 179.1187(1) and NRS 179.118(2)(b)	\$ -
State of Nevada – Technological Crime Fund per NRS 179.1233	
Account for Prosecution of Racketeering per NRS 207.500	
State Treasury for Compensation of Victims of Crime per NRS 200.760 and NRS 179.118(2)(d)	
General Fund per NRS 197.118(2)(e)	
County Treasurer per NRS 197.118(2)(f) and NRS 201.351	
Other	

Total Funds Distributed: \$ -

**NEVADA DEPARTMENT OF PUBLIC SAFETY
ANNUAL ASSET SEIZURE AND FORFEITURE REPORTING
FISCAL YEAR 2019
INVESTIGATION DIVISION**

PART II: Property Seized

Please confirm what has already been filled in (obtained from DAWN) and then fill in the blanks from the information in your case files. If the case is involving unclaimed, found or safe keeping funds, mark it as such with an X under the appropriate column. Unclaimed, found, or safe keeping funds are not to be reported in this section, but confirm that these cases that site "unclaimed" in the document descriptions in DAWN are in fact unclaimed. Please fill in what is highlighted in yellow and verify if unclaimed/safe keeping.

Agency Event ID or Case #	Name	Date Seized	Property Type / Description	Crime Associated with Seizure (list NRS)	Cash Seized		Unclaimed / Found	Safe Keeping
13I000461	KVANSNICKA UNCLMD		Cash		10.00		x	
17C001637	UNKNOWN		Cash		22.00		x	
16C000951	YUCHAROEN		Cash		245.96		x	
18I000628	CANTA JAMES	11/2/2018	Cash- returned, but reportable if within FY19	453.701	2,030.00			
16I000130	JOHNSON WILLIAM		Cash		22.00		x	
16I000130	FLORES LUIS		Cash		10.00		x	
11-000850	RAMSEY UNCLAIMED		Cash		1.00		x	
16I000093	MARTINEZ UNCLAIMED		Cash		11.85		x	
19I000191	Haskell Robert	3/19/2019	Cash- returned, but reportable if within FY19	453.301	432.00			
19I000198	Moya Angel	5/10/2019	Cash	NRS 453.3385; NRS 453.336; NRS 453.338	2,963.00			
19I000376	Santillan-Barrera R	6/13/2019	Cash	NRS 453.3385; NRS 453.336	5,001.00			
19I000185	Carrillo/SuldanaAvil	6/13/2019	Cash	NRS 453.3385	1,549.00			
					12,297.81	Matches DAWN, 6008/00/4546		
					322.81	Unclaimed- do not report		
					\$ 13,345.00	NDI Reportable - Includes returns of seizures initiated in FY19 plus estimated seizure of property other than cash in section below.		

The Director's Office can only see the funds deposited via DAWN; therefore, the money seized is the only seized property that the Director's Office readily has access to. Please review all of your division's seizure cases. In the spaces below (within this Part II section), please list all additional property that may have been seized (guns, cars, jewelry, etc.). Property collected and retained exclusively for evidentiary purposes that is not subject to seizure is not required to be reported. Additionally, real and personal property not subject to a seizure is not required to be reported. Do not report property that the agency could not lawfully sell or that has no retention or resale value (controlled substances, documents, etc.). The market value of all property seized, per the report's instructions, must also be determined and provided. The AG's Office stated to use your best estimate of what the property could be worth (utilizing the internet, Kelly Blue Book -if a car, etc.). A good and honest estimate will suffice. Do not include items that are considered unclaimed/found/safe keeping. Please fill in what is highlighted in yellow for anything meeting the above criteria.

Agency Event ID or Case #	Name	Date Seized	Property Type / Description	Crime Associated with Seizure (list NRS)	Market Value of Property
19I000185	Carrillo/SuldanaAvil	06/13/19	(1) Black .22 caliber rifle	NRS 453.3385	170.00
19I000185	Carrillo/SuldanaAvil	06/13/19	(1) Black 17 caliber rifle with attached scope	NRS 453.3385	300.00
19I000185	Carrillo/SuldanaAvil	06/13/19	(1) Semi-automatic pistol	NRS 453.3385	150.00
19I000022	Prock-Lykins, Nicholas	01/10/19	(1) Revolver - poor condition	NRS 453.336; NRS 453.566; NRS 453.411	50.00
19I000376	Santillan-Barrera R	06/13/19	(1) North American Arms .22 caliber derringer pistol	NRS 453.3385; NRS 453.336	200.00
19I000198	Moya Angel	05/10/19	(1) Glock model 17 (9mm) handgun with light & magazine	NRS 453.3385; NRS 453.336; NRS 453.338	500.00
					\$ 1,370.00

PART III: Property Forfeited

Includes both the money forfeited and any proceeds of excess property sales (auction of forfeited property other than money). Per the AG's Office, this section includes both NDI's portion of the distribution of forfeited funds as well as the portion of the funds belonging to the task force agencies. Please fill in what is highlighted in yellow.

Agency Event ID or Case #	Name	Date of Disposition	Property Type / Description	Amount Forfeited (With Interest)	DISTRIBUTION TO NDI (NDI SHARE)
				\$ -	Matches DAWN 6008/09/9391

Agency Event ID or Case #	Name	Date of Disposition	Property Type / Description	Amount Forfeited (With Interest)	DISTRIBUTION TO LOCAL LAW ENFORCEMENT
				\$ -	Matches DAWN 6008/09/9392

DIRECTOR'S OFFICE WILL RESEARCH THIS PORTION BY GETTING WITH SYLVIA FOR CONFIRMATION OF NECESSARY DETAILS.
 REFERENCES: PV 083 IIXXP001302/IIXXP001302B AND JV 650 1000021412.

Agency Event ID or Case #	Name	Auction Date	Items Sold	Proceeds from TNT Auction	EXCESS PROPERTY SALES
				950.00	
				\$ 950.00	Sub Org 31- NDI 4703/00/4252

Not Reportable per Sylvia (unclaimed)

We must also report property (other than money) that was forfeited to the state. In the spaces below (within this Part III section), please list all additional property that may have been forfeited (guns, cars, etc.) per the court documents. The market value of all property forfeited must also be determined and provided if it was not already sold at auction. The AG's Office stated to use your best estimate of what the property could be worth (utilizing the internet, Kelly Blue Book- if a car, etc.). A good and honest estimate will suffice.

Agency Event ID or Case #	Name	Date Forfeited (per Court Order/Default Judgment)	Property Type / Description	Market Value of Property
				\$ -

PART IV: Use of Proceeds

In this section, we are to report any costs that may have been incurred and paid for as a result of the seizure, if applicable. An example of this would be service fees, newspaper publishing, etc.

Agency Event ID or Case #	Name	Amount	Type of Cost
		\$ -	

Additionally, this section must report on just the equitable sharing portion of what has been forfeited. Although Part III already reported both the NDI share and the portion distributed amongst the task force agencies, we have to (again) list just the portion distributed amongst the task force agencies in this section. Since this information will already be provided by you in part III, you will not need to repeat providing this information here. I will fill it in.

REPORT FORM

REPORTING PERIOD – July 1 to June 30

**NRS CHAPTER 179 ANNUAL ASSET
SEIZURE AND FORFEITURE REPORTING**

FISCAL YEAR REPORTING: 2019



**STATE OF NEVADA
OFFICE OF THE ATTORNEY GENERAL**

100 North Cason Street
Carson City, Nevada 89701
(775) 684-1205

PART I – Contact Information

NV Dept. of Public Safety, State Fire Marshal

Law Enforcement Agency:

Sheri Brueggemann

Contact Person:

A handwritten signature in cursive script, appearing to read "Sheri Brueggemann", written over a horizontal line.

555 Wright Way

Mailing Address (line 1):

Carson City, NV 89711

Mailing Address (line 2):

Deputy Director

Title of Contact Person:

sbrueggemann@dps.state.nv.us

E-Mail Address:

775-684-4556

Telephone Number:

PART II – Property Seized

☒ Null Reporting for Seizures: Check if this agency engaged in no seizures during this reporting period.

	Agency's Event ID or Case #	Date Seized	Property Type/Description	Crime Associated with Seizure	Market Value of Property

Total Market Value of Seized Property: \$ -

** For additional items of property, please insert additional lines above "total seized"

**Make sure the sum function, totaling Agency's Market Value of Properties is still accurate

PART III – Property Forfeited

☒ Null Reporting for Forfeitures: Check if this agency engaged in no forfeitures during this reporting period.

	Agency's Event ID or Case #	Date of Disposition	Property Type/Description	Amount Forfeited to Agency	Total Amount Paid to Others

Total Amount Forfeited to Agency: \$ -

Misc. Forfeiture Revenue:
Total Revenue:

PART IV – Use of Proceeds

☒ Null Reporting for Distributions: Check if this agency engaged in no distributions during this reporting period.

Reasonable Expenses:	
Cost of Seizure	
Cost of Storage, Maintenance and Disposition of Property	
Cost of Suit (per reporting period)	
Equitable Sharing with Cooperating Agencies	
Other	

Total Expenses: \$ -

Total Funds Available for Distribution: \$ -

Type of Account Balance Distribution Deposited Into:	
School District per NRS 179.1187(2)(d)	
Retained by law enforcement agency in their “___Forfeiture Account” per NRS 179.1187(1) and NRS 179.118(2)(b)	
State of Nevada – Technological Crime Fund per NRS 179.1233	
Account for Prosecution of Racketeering per NRS 207.500	
State Treasury for Compensation of Victims of Crime per NRS 200.760 and NRS 179.118(2)(d)	
General Fund per NRS 197.118(2)(e)	
County Treasurer per NRS 197.118(2)(f) and NRS 201.351	
Other	

Total Funds Distributed: \$ -

REPORT FORM

REPORTING PERIOD – *July 1 to June 30*

NRS CHAPTER 179 ANNUAL ASSET SEIZURE AND FORFEITURE REPORTING

FISCAL YEAR REPORTING: 2019



STATE OF NEVADA
OFFICE OF THE ATTORNEY GENERAL

100 North Cason Street
Carson City, Nevada 89701
(775) 684-1205

PART I – Contact Information

NV Dept. of Public Safety, Highway Patrol

Law Enforcement Agency:

Sheri Brueggemann

Contact Person:

A handwritten signature in black ink, appearing to read "Sheri Brueggemann", written over a horizontal line.

555 Wright Way

Mailing Address (line 1):

Carson City, NV 89711

Mailing Address (line 2):

Deputy Director

Title of Contact Person:

sbrueggemann@dps.state.nv.us

E-Mail Address:

775-684-4556

Telephone Number:

PART II – Property Seized

☐ Null Reporting for Seizures: Check if this agency engaged in no seizures during this reporting period.

	Agency's Event ID or Case #	Date Seized	Property Type/Description	Crime Associated with Seizure	Market Value of Property
1	180701814	7/18/2018	Currency	NRS 202.360.1; NRS 453.337.2A	\$ 14,200.00
2	180802952	8/31/2018	Currency	NRS 453.3385.2; NRS 453.337.2A	\$ 2,222.00
3	180700047	7/1/2018	Currency	NRS 484B.223; NRS 453.566; NRS 484E.020; NRS 484E.080; NRS 484.030	\$ 5.00
4	170902322	9/23/2017	Currency	NRS 484B.413; NRS 484B.257; NRS 484C.110; NRS 453.336.2; NRS 453.338.2	\$ 40.00
5	170601405	7/15/2017	Currency	NRS 484B.200; NRS 484B.600; NRS 484C.430; NRS 483.550	\$ 62.78
6	181000809	10/9/2018	Currency	NRS 453.339.1A; NRS 453.337.2; NRS 453.321.2;	\$ 3,000.00
7	160800537	8/6/2016	Currency	NRS 484C.430; NRS 484B.220; NRS 453.566	\$ 76.00
8	181100212	11/2/2018	Currency	NRS 453.301; NRS 453.338.5	\$ 1,270.00
9	181100056	11/1/2018	Currency	NRS 484B.600; NRS 453.401.1; NRS 453.336.2; NRS 453.337.2; NRS 453.339.1A; NRS 453.321.2	\$ 3,650.00
10	181200796	12/8/2018	Currency	NRS 453.338.5; NRS 454.316; NRS 484C.110	\$ 5,104.00

11	181201505	12/18/2018	Currency	NRS 484B.600; NRS 484B.127; NRS 453.401; NRS 453.336; NRS 453.337.2; NRS 453.321.2; NRS 453.339.1A; NRS 453.336.2	\$ 11.00
12	181201505	12/18/2018	Currency	NRS 484B.600; NRS 484B.127; NRS 453.401; NRS 453.336; NRS 453.337.2; NRS 453.321.2; NRS 453.339.1A; NRS 453.336.2	\$ 2,161.00
13	181201505	12/18/2018	Currency	NRS 484B.600; NRS 484B.127; NRS 453.401; NRS 453.336; NRS 453.337.2; NRS 453.321.2; NRS 453.339.1A; NRS 453.336.2	\$ 877.00
14	190100233	1/3/2019	Currency	NRS 453.321.4A	\$ 954.00
15	190101359	1/16/2019	Currency	NRS 453.336; NRS 453.337	\$ 1,036.00
16	190101359	1/16/2019	Currency	NRS 484B.600; NRS 453.336; NRS 453.337	\$ 211.81
17	190101359	1/16/2019	Currency	NRS 453.336; NRS 453.337	\$ 1,599.26
18	190101359	1/16/2019	Currency	NRS 453.336; NRS 453.337	\$ 9,040.00
19	181201513	12/18/2018	Currency	NRS 205.300	\$ 2.56
20	190301320	3/17/2019	Currency	NRS 433.3385.1B; NRS 453.337.2A	\$ 2,210.00
21	190300870	3/12/2019	Currency	NRS 179.1164	\$ 10,688.00
22	190301452	3/19/2019	Currency	NRS 453.337.2; NRS 453.336.2; NRS 453.321.2; NRS 484B.127	\$ 7,000.00

23	150701182	7/12/2015	Currency	NIC W883647215; NRS 453.336; NRS 453.321; NRS 212.160	\$ 1.00
24	190401169	4/15/2019	Currency	NRS 453.337.2A; NRS 205.275.2; NRS 484C.110; NRS 453.411.3A	\$ 1,211.00
25	190401995	4/26/2019	Currency	NRS 453.566; NRS 453.3385.2; NRS 453.337.28;	\$ 730.00
26	190501045	5/14/2019	Currency	NRS 453.401.1; NRS 453.336.2; NRS 453.337.2; NRS 453.339.1; NRS 453.321.2	\$ 1,181.00
27	190602015	6/26/2019	Currency	NRS 453.339.1A; NRS 453.321.2A; NRS 454.316.1	\$ 31,440.00
28	180802952	8/31/2018	Currency	NRS 453.3385; NRS 484B.587; NRS 484B.223	\$ 555.50
29	190300870	3/12/2019	Currency	NRS 239B.030; NRS 176.145	\$ 10,781.29

Total Martket Value of Seized Property: \$ 111,320.20

** For additional items of property, please insert additional lines above "total seized"

**Make sure the sum function, totalling Agency's Market Value of Properties is still accurate

PART III – Property Forfeited

☐ Null Reporting for Forfeitures: Check if this agency engaged in no forfeitures during this reporting period.

	Agency's Event ID or Case #	Date of Disposition	Property Type/Description	Amount Forfeited to Agency	Total Amount Paid to Others
1	171102320	8/8/2018	Currency	808.89	
2	180300536	5/17/2019	Currency	587.41	
3	180802952	5/29/2019	Currency	1,716.22	
4	180702665	8/10/2018	Currency	29,615.63	
5	180701814	8/10/2018	Currency	14,215.00	
6					

Total Amount Forfeited to Agency: \$ 46,943.15

Misc. Forfeiture Revenue:
Total Revenue:

PART IV – Use of Proceeds

☐ Null Reporting for Distributions: Check if this agency engaged in no distributions during this reporting period.

Reasonable Expenses:	
Cost of Seizure	
Cost of Storage, Maintenance and Disposition of Property	
Cost of Suit (per reporting period)	
Equitable Sharing with Cooperating Agencies	43,830.63
Other	
Total Expenses: \$	
43,830.63	
Total Funds Available for Distribution: \$	
3,112.52	

Type of Account Balance Distribution Deposited Into:	
School District per NRS 179.1187(2)(d)	
Retained by law enforcement agency in their "___ Forfeiture Account" per NRS 179.1187(1) and NRS 179.118(2)(b)	\$ 3,112.52
State of Nevada – Technological Crime Fund per NRS 179.1233	
Account for Prosecution of Racketeering per NRS 207.500	
State Treasury for Compensation of Victims of Crime per NRS 200.760 and NRS 179.118(2)(d)	
General Fund per NRS 197.118(2)(e)	
County Treasurer per NRS 197.118(2)(f) and NRS 201.351	
Other	
Total Funds Distributed: \$	
3,112.52	

**NEVADA DEPARTMENT OF PUBLIC SAFETY
ANNUAL ASSET SEIZURE AND FORFEITURE REPORTING
FISCAL YEAR 2019
HIGHWAY PATROL**

PART II: Property Seized

Please confirm what has already been filled in (obtained from DAWN) and then fill in the blanks from the information in your case files. If the case is involving unclaimed, found or safe keeping funds, mark it as such with an X under the appropriate column. Unclaimed, found, or safe keeping funds are not to be reported in this section, but confirm that these cases that site "unclaimed" in the document descriptions in DAWN are in fact unclaimed. Please fill in what is highlighted in yellow and verify if unclaimed/safe keeping.

Agency Event ID or Case #	Name	Date Seized	Property Type / Description	Crime Associated with Seizure (list NRS)	Cash Seized		Unclaimed / Found	Safe Keeping
180701814	RIDEOUT M	7/18/2018	Currency	NRS 202.360.1; NRS 453.337.2A	14,200.00			
180501569	UNCLAIMED FUNDS	5/16/2018	Currency		20.00		X	
180402183	UNCLAIMED FUNDS	4/24/2018	Currency		45.00		X	
180702665	GARCIA, ANTHONY	7/27/2018	Currency	See note to side- not reportable	29,600.00			
708091418	UNCLAIMED		Currency		82.00		X	
1702142276	LVMPD EQ SHRNG	2/14/2017	Currency		4,385.00			
1702073838	LVMPD EQ SHRNG	2/7/2017	Currency		29,925.45			
151000363	TORRES, Orlando; Pina, Alan	10/4/2015	Currency		1.40		X	
2C0008618	UNCLAIMED FUNDS		Currency		2.60		X	
131200025	UNCLAIMED FUNDS	12/1/2013	Currency		1.00		X	
161200278	UNCLAIMED FUNDS	12/3/2016	Currency		0.25		X	
180101273	UNCLAIMED FUNDS	1/13/2018	Currency		1.00		X	
161203058	UNCLAIMED FUNDS	12/30/2016	Currency		28.00		X	
170902945	UNCLAIMED FUNDS	9/30/2017	Currency		2.35		X	
161200819	UNCLAIMED FUNDS	12/8/2016	Currency		20.00		X	
161200296	UNCLAIMED FUNDS	12/4/2016	Currency		15.00		X	
180802952	THOMPSON D	8/31/2018	Currency	NRS 453.3385.2; NRS 453.337.2A	2,222.00			
180600343	UNKNOWN- is this safekeeping? YES	6/4/2018	Currency		278.00			X
17C001478	CPOL		Currency		5.00	Capitol Police Transaction- don't include	X	
170701092	SAFE KEEPING	7/11/2017	Currency		0.26			X

180700047	CLONGINGER S	7/1/2018	Currency	NRS 484B.223; 453.566; 484E.020; 484E.080; 484.030	NRS NRS NRS	5.00			
180502742	GRUENDL A		Currency			3.64		x	
170902322	CHAVARRIA-SAMBRANO	9/23/2017	Currency	NRS 484B.413; 484B.257; 484C-110; 453.336.2; 453.338.2	NRS NRS NRS	40.00			
170601405	CAMPBELL R	7/15/2017	Currency	NRS 484B.200; 484B.600; 484C.430; 483.550	NRS NRS NRS	62.78			
181000809	McInerney DIANE M	10/9/2018	Currency	NRS 453.339.1A; 453.337.2; 453.321.2;	NRS NRS	3,000.00			
160800537	VENTURA A	8/6/2016	Currency	NRS 484C.430; 484B.220; 453.566	NRS NRS	76.00			
181100212	JOHNSON NICHOLAS	11/2/2018	Currency	NRS 453.301; NRS 453.338.5		1,270.00			
181100056	SETH A / HERRINGTON	11/1/2018	Currency	NRS 484B.600; NRS 453.401.1; NRS 453.336.2; NRS 453.337.2; NRS 453.339.1A; NRS 453.321.2		3,650.00			
181200796	Gonzalez Mayelin	12/8/2018	Currency	NRS 453.338.5; NRS 454.316; NRS 484C.110		5,104.00			
181201505	Earman Jonathon Pa	12/18/2018	Currency	NRS 484B.600; 484B.127; 453.401; 453.336; 453.337.2; 453.321.2; 453.339.1A; 453.336.2	NRS NRS NRS NRS NRS NRS	11.00			

181201505	EARMAN PATRICIA	12/18/2018	Currency	NRS 484B.600; NRS 484B.127; NRS 453.401; NRS 453.336; NRS 453.337.2; NRS 453.321.2; NRS 453.339.1A; NRS 453.336.2	2,161.00		
181201505	Earman Jonathon	12/18/2018	Currency	NRS 484B.600; NRS 484B.127; NRS 453.401; NRS 453.336; NRS 453.337.2; NRS 453.321.2; NRS 453.339.1A; NRS 453.336.2	877.00		
190100233	Taylor Deangelo	1/3/2019	Currency	NRS 453.321.4A	954.00		
190101359	HEYMAN DANIEL	1/16/2019	Currency	NRS 453.336; NRS 453.337	1,036.00		
190101359	FRANCIS CONNOR	1/16/2019	Currency	NRS 484B.600; NRS 453.336; NRS 453.337	211.81		
190101359	LAHOUD ANGELA	1/16/2019	Currency	NRS 453.336 ; NRS 453.337	1,599.26		
190101359	LAHOUD ANGELA	1/16/2019	Currency	NRS 453.336 ; NRS 453.337	9,040.00		
181102049	UNKNOWN	11/23/2018	Currency		16.78	X	
181201513	HUNSUCKER MICHAEL	12/18/2018	Currency	NRS 205.300	2.56		
190301320	FLETCHER BILLY	3/17/2019	Currency	NRS 433.3385.1B; NRS 453.337.2A	2,210.00		
190300870	PRESTON BLAKE	3/12/2019	Currency	NRS 179.1164	10,688.00		
190301452	FAGAN CHRISTOPHER	3/19/2019	Currency	NRS 453.337.2; NRS 453.336.2; NRS 453.321.2; NRS 484B.127	7,000.00		
150701182	HUMBERTO ADAME	7/12/2015	Currency	NIC W883647215; NRS 453.336; NRS 453.321; NRS 212.160	1.00		
181100947	WOJTASIK TERESA	11/10/2018	Currency		1.10	X	
181102049	181102049; UNKNOWN	11/23/2018	Currency		0.27	X	
190201959	GALLAGA K. MAYRA	2/21/2019	Currency		47.13	X	

190401169	BANKS BRANDON	4/15/2019	Currency	NRS 453.337.2A; NRS 205.275.2; NRS 484C.110; NRS 453.411.3A	1,211.00			
190401995	STEWART COLLIN RAY	4/26/2019	Currency	NRS 453.566; NRS 453.3385.2; NRS 453.337.28;	730.00			
190501045	ACOSTA MATTHEW	5/14/2019	Currency	NRS 453.401.1; NRS 453.336.2; NRS 453.337.2; NRS 453.339.1; NRS 453.321.2	1,181.00			
190602015	VERA G	6/26/2019	Currency	NRS 453.339.1A; NRS 453.321.2A; NRS 454.316.1	31,440.00			
180802952	THOMPSON DYLAN	8/31/2018	Currency	NRS 453.3385; NRS 484B.587; NRS 484B.223	555.50			
190300870	PRESTON; HARKEY	3/12/2019	Currency	NRS 2398.030; NRS 176.145	10,781.29			
			Currency		(5,700.96)	Do not report the transactions in green in Part II. Corrections from previous EV		
			Currency		(7,525.00)			
			Currency		(163.42)			
			Currency		(276.82)			

PART III: Property Forfeited

Includes both the money forfeited and any proceeds of excess property sales (auction of forfeited property other than money). Per the AG's Office, this section includes both NHP's portion of the distribution of forfeited funds as well as the portion of the funds belonging to the task force agencies. Please fill in what is highlighted in yellow.

Agency Event ID or Case #	Name	Date of Disposition	Property Type / Description	Amount Forfeited (With Interest)	
171102320	SUAREXZ, RODRIGUEZ	08/08/18	Currency	808.89	DISTRIBUTION TO HWY PATROL (NHP SHARE)
180300536	GUTIERREZ, JASON / RANGEL-ROMO, RAMSES	05/17/19	Currency	587.41	
180802952	THOMPSON, DYLAN C	05/29/19	Currency	1,716.22	
				\$ 3,112.52	Matches DAWN 6008/08/9390

Agency Event ID or Case #	Name	Date of Disposition	Property Type / Description	Amount Forfeited (With Interest)		
180702665	GARCIA, ANTHONY	08/10/18	Currency	29,615.63	DISTRIBUTION TO LOCAL LAW ENFORCEMENT	This section is also reported in Part IV under Use of Proceeds
180701814	RIDEOUT MONTY	08/10/18	Currency	14,215.00		
				\$ 43,830.63	Matches DAWN 6008/08/9392	

DIRECTOR'S OFFICE WILL RESEARCH THIS PORTION BY GETTING WITH SYLVIA FOR CONFIRMATION OF NECESSARY DETAILS.
REFERENCES: PV 083 IIXXP001302/IIXXP001302B AND JV 650 1000021412.

Agency Event ID or Case #	Name	Auction Date	Items Sold	Proceeds from TNT Auction		
			See PV08	4,870.65	EXCESS PROPERTY SALES	Not subject to forfeiture- unclaimed items per Sylvia
				\$ 4,870.65	Sub Org 11- NHP 4703/00/4252	

We must also report property (other than money) that was forfeited to the state. In the spaces below (within this Part III section), please list all additional property that may have been forfeited (guns, cars, etc.) per the court documents. The market value of all property forfeited must also be determined and provided if it was not already sold at auction. The AG's Office stated to use your best estimate of what the property could be worth (utilizing the internet, Kelly Blue Book- if a car, etc.). A good and honest estimate will suffice.

[illegible]

PART IV: Use of Proceeds

In this section, we are to report any costs that may have been incurred and paid for as a result of the seizure, if applicable. An example of this would be service fees, newspaper publishing, etc.				
Agency Event ID or				

[illegible]

Additionally, this section must report on just the equitable sharing portion of what has been forfeited. Although Part III already reported both the NHP share and the portion distributed amongst the task force agencies, we have to (again) list just the portion distributed amongst the task force agencies in this section. Since this information will already be provided by you in part III, you will not need to repeat providing this information here. I will fill it in.

REPORT FORM

REPORTING PERIOD – July 1 to June 30

NRS CHAPTER 179 ANNUAL ASSET SEIZURE AND FORFEITURE REPORTING

FISCAL YEAR REPORTING: 2019



STATE OF NEVADA
OFFICE OF THE ATTORNEY GENERAL

100 North Cason Street
Carson City, Nevada 89701
(775) 684-1205

PART I – Contact Information

NV Dept. of Public Safety, Parole & Probation

Law Enforcement Agency:

Sheri Brueggemann

Contact Person:

555 Wright Way

Mailing Address (line 1):

Carson City, NV 89711

Mailing Address (line 2):

Deputy Director

Title of Contact Person:

sbrueggemann@dps.state.nv.us

E-Mail Address:

775-684-4556

Telephone Number:

PART II – Property Seized

☐ Null Reporting for Seizures: Check if this agency engaged in no seizures during this reporting period.

	Agency's Event ID or Case #	Date Seized	Property Type/Description	Crime Associated with Seizure	Market Value of Property
1	18P000243	7/19/2018	Currency	NRS 453.337 NRS 202.360.1	\$ 3,180.00
2	1000355581	8/2/2018	Currency	NRS 453.301	\$ 916.46
3	R18-0704	12/4/2018	Currency	NRS 179.1164	\$ 1,125.00
4	19P000004	1/7/2019	Currency	NRS 453.301	\$ 1,052.00
5	18P000243	7/19/2018	Sig Sauer P290 Black in Color	NRS 753.337 NRS 202..360.1	\$ 300.00
6	18P000243	7/19/2018	Royal Sovereign Cash Counter Model: RBC-10038K	NRS 753.337 NRS 202..360.1	\$ 300.00
Total Martket Value of Seized Property:					\$ <u>6,873.46</u>

** For additional items of property, please insert additional lines above "total seized"

**Make sure the sum function, totalling Agency's Market Value of Properties is still accurate

PART III – Property Forfeited

☒ Null Reporting for Forfeitures: Check if this agency engaged in no forfeitures during this reporting period.

	Agency's Event ID or Case #	Date of Disposition	Property Type/Description	Amount Forfeited to Agency	Total Amount Paid to Others
1					
2					
3					

Total Amount Forfeited to Agency: \$

-

Misc. Forfeiture Revenue:
Total Revenue:

PART IV – Use of Proceeds

☒ Null Reporting for Distributions: Check if this agency engaged in no distributions during this reporting period.

Reasonable Expenses:	
Cost of Seizure	
Cost of Storage, Maintenance and Disposition of Property	
Cost of Suit (per reporting period)	
Equitable Sharing with Cooperating Agencies	
Other	

Total Expenses: \$ -

Total Funds Available for Distribution: \$ -

Type of Account Balance Distribution Deposited Into:	
School District per NRS 179.1187(2)(d)	
Retained by law enforcement agency in their " Forfeiture Account" per NRS 179.1187(1) and NRS 179.118(2)(b)	\$ -
State of Nevada – Technological Crime Fund per NRS 179.1233	
Account for Prosecution of Racketeering per NRS 207.500	
State Treasury for Compensation of Victims of Crime per NRS 200.760 and NRS 179.118(2)(d)	
General Fund per NRS 197.118(2)(e)	
County Treasurer per NRS 197.118(2)(f) and NRS 201.351	
Other	

Total Funds Distributed: \$ -

**NEVADA DEPARTMENT OF PUBLIC SAFETY
ANNUAL ASSET SEIZURE AND FORFEITURE REPORTING
FISCAL YEAR 2019
PAROLE & PROBATION**

PART II: Property Seized

Please confirm what has already been filled in (obtained from DAWN) and then fill in the blanks from the information in your case files. If the case is involving unclaimed, found or safe keeping funds, mark it as such with an X under the appropriate column. Unclaimed, found, or safe keeping funds are not to be reported in this section, but confirm that these cases that site "unclaimed" in the document descriptions in DAWN are in fact unclaimed. Please fill in what is highlighted in yellow and verify if unclaimed/safe keeping.

Agency Event ID or Case #	Name	Date Seized	Property Type / Description	Crime Associated with Seizure (list NRS)	Cash Seized		Unclaimed / Found	Safe Keeping
18P000243	Duhon	7/19/2018	Currency	NRS 453.337 & NRS 202.360.1	3,180.00			
1000355581	Calip	8/2/2018	Currency	NRS 453.301	916.46			
1003786259	Unclaimed / Smith	10/14/2015	Currency	unknown	94.00		X	
1000414743	Unclaimed/Johnson	10/18/2016	Currency	unknown	1.00		X	
1000228090	Unclaimed/Taylor	4/13/2017	Currency	unknown	10.50		X	
C140503	Umclaimed/Dunham	6/1/2018	Currency	Unclaimed/Safekeeping	306.15		X	
7705	KIRKPATRICK	Unknown	Currency	Unclaimed/Safekeeping	0.95		X	
C-16-315083-1	Unclaimed/MYLES	10/31/2016	Currency	Unclaimed/Safekeeping	0.20		X	
R18-0704	Satterlee	12/4/2018	Currency	NRS 179.1164	1,125.00			
19P000004	Howard	1/7/2019	Currency	NRS 453.301	1,052.00			
15P000399	Smith	8/19/2015	Currency	Unclaimed/Safekeeping	70.00		X	
					6,756.26	Matches DAWN, 6008/00/4460		
					6,873.46	P&P Reportable, less unclaimed, plus market value of property seized below.		

The Director's Office can only see the funds deposited via DAWN; therefore, the money seized is the only seized property that the Director's Office readily has access to. Please review all of your division's seizure cases. In the spaces below (within this Part II section), please list all additional property that may have been seized (guns, cars, jewelry, etc.). Property collected and retained exclusively for evidentiary purposes that is not subject to seizure is not required to be reported. Additionally, real and personal property not subject to a seizure is not required to be reported. Do not report property that the agency could not lawfully sell or that has no retention or resale value (controlled substances, documents, etc.). The market value of all property seized, per the report's instructions, must also be determined and provided. The AG's Office stated to use your best estimate of what the property could be worth (utilizing the internet, Kelly Blue Book -if a car, etc.). A good and honest estimate will suffice. Do not include items that are considered unclaimed/found/safe keeping. Please fill in what is highlighted in yellow for anything meeting the above criteria.

Agency Event ID or Case #	Name	Date Seized	Property Type / Description	Crime Associated with Seizure (list NRS)	Market Value of Property	
18P000243	Duhon	7/19/2018	Sig Sauer P290 Black in Color	NRS 753.337 NRS 202..360.1	300.00	

18P000243	Duhon	7/19/2018	one Royal Sovereign Cash Counter Model: RBC-10038K	NRS 753.337 NRS 202..360.1	300.00	
					\$ 600.00	

PART III: Property Forfeited

Includes both the money forfeited and any proceeds of excess property sales (auction of forfeited property other than money). Per the AG's Office, this section includes both P&P's portion of the distribution of forfeited funds as well as the portion of the funds belonging to the task force agencies. Please fill in what is highlighted in yellow.

	Name	Date of Disposition	Property Type / Description	Amount Forfeited (With Interest)	
15P000504	Not Reportable	05/06/19	Currency	1,051.23	DISTRIBUTION TO P&P (P&P SHARE)
16P000091	Not Reportable	05/06/19	Currency	4,321.54	
18P000444	Reportable in Part II above-already included at original seized amount not including interest.	05/09/19	Currency	1,136.22	
				\$ 6,508.99	Matches DAWN 6008/11/9320

All three of these cases were seizures that were returned to the claimants (confirmed by P&P) but were initially coded incorrectly. They were JV'd to the correct coding for returns (6008/07/9308). Per AG's Office, only reportable on FY19 report if seizure and return occurred within FY19).

Agency Event ID or Case #	Name	Date of Disposition	Property Type / Description	Amount Forfeited (With Interest)	
					DISTRIBUTION TO LOCAL LAW ENFORCEMENT
				\$ -	

N/A for P&P

DIRECTOR'S OFFICE WILL RESEARCH THIS PORTION BY GETTING WITH SYLVIA FOR CONFIRMATION OF NECESSARY DETAILS.
REFERENCES: PV 083 IIXXP001302/IIXXP001302B AND JV 650 1000021412.

Agency Event ID or Case #	Name	Auction Date	Items Sold	Proceeds from TNT Auction	
				665.00	EXCESS PROPERTY SALES
				\$ 665.00	Sub Org 21 4703/00/4252

Not subject to reporting per Sylvia- unclaimed

We must also report property (other than money) that was forfeited to the state. In the spaces below (within this Part III section), please list all additional property that may have been forfeited (guns, cars, etc.) per the court documents. The market value of all property forfeited must also be determined and provided if it was not already sold at auction. The AG's Office stated to use your best estimate of what the property could be worth (utilizing the internet, Kelly Blue Book- if a car, etc.). A good and honest estimate will suffice.

[illegible]

PART IV: Use of Proceeds

In this section, we are to report any costs that may have been incurred and paid for as a result of the seizure, if applicable. An example of this would be service fees, newspaper publishing, etc.

Agency Event ID or Case #	Name	Amount	Type of Cost
		\$ -	

Additionally, this section must report on just the equitable sharing portion of what has been forfeited. Although Part III already reported both the P&P share and the portion distributed amongst the task force agencies, we have to (again) list just the portion distributed amongst the task force agencies in this section. Since this information will already be provided by you in part III, you will not need to repeat providing this information here. I will fill it in.

REPORT FORM

REPORTING PERIOD – July 1 to June 30

NRS CHAPTER 179 ANNUAL ASSET SEIZURE AND FORFEITURE REPORTING

FISCAL YEAR REPORTING: July 1, 2018 - June 30, 2019



STATE OF NEVADA
OFFICE OF THE ATTORNEY GENERAL

100 North Cason Street
Carson City, Nevada 89701
(775) 684-1205

PART I – Contact Information

Elko County District Attorneys Office

Law Enforcement Agency:

Carolyn Smith

Contact Person:

540 Court Street 2nd Floor

Mailing Address (line 1):

Mailing Address (line 2):

Office Manager

Title of Contact Person:

csmith@elkocountynv.net

E-Mail Address:

775-738-3101

Telephone Number:

PART II – Property Seized

☒ Null Reporting for Seizures: Check if this agency engaged in no seizures during this reporting period.

	Agency's Event ID or Case #	Date Seized	Property Type/Description	Crime Associated with Seizure	Market Value of Property
1					
2					
3					
4					
5					
6					
7					
8					
9					
10					
11					
12					
13					
14					
15					
16					
17					
18					
19					
20					

Total Market Value of Seized Property: \$ -

** For additional items of property, please insert additional lines above "total seized"

**Make sure the sum function, totalling Agency's Market Value of Properties is still accurate

PART III – Property Forfeited

☒ Null Reporting for Forfeitures: Check if this agency engaged in no forfeitures during this reporting period.

	Agency's Event ID or Case #	Date of Disposition	Property Type/Description	Amount Forfeited to Agency	Total Amount Paid to Others
1					
2					
3					
4					
5					
6					
7					
8					
9					
10					
11					
12					
13					
14					
15					
16					
17					
18					
19					
20					

Total Amount Forfeited to Agency: \$

-

Misc. Forfeiture Revenue:

Total Revenue:

PART IV – Use of Proceeds

☐ Null Reporting for Distributions: Check if this agency engaged in no distributions during this reporting period.

Reasonable Expenses:	
Cost of Seizure	
Cost of Storage, Maintenance and Disposition of Property	
Cost of Suit (per reporting period)	
Equitable Sharing with Cooperating Agencies	
Other	

Total Expenses: \$ -

Total Funds Available for Distribution: \$ -

Type of Account Balance Distribution Deposited Into:	
School District per NRS 179.1187(2)(d)	
Retained by law enforcement agency in their 117 -0000-351-1005 "Forfeiture Account" per NRS 179.1187(1) and NRS 179.118(2)(b). Per MOU Agreement	\$ 259.00
State of Nevada – Technological Crime Fund per NRS 179.1233	
Account for Prosecution of Racketeering per NRS 207.500	
State Treasury for Compensation of Victims of Crime per NRS 200.760 and NRS 179.118(2)(d)	
General Fund per NRS 197.118(2)(e)	
County Treasurer per NRS 197.118(2)(f) and NRS 201.351	
Other	

Total Funds Distributed: \$ 259.00

REPORT FORM

REPORTING PERIOD – July 1 to June 30

NRS CHAPTER 179 ANNUAL ASSET SEIZURE AND FORFEITURE REPORTING

FISCAL YEAR REPORTING: July 1, 2018 - June 30, 2019



STATE OF NEVADA
OFFICE OF THE ATTORNEY GENERAL

100 North Cason Street
Carson City, Nevada 89701
(775) 684-1205

PART I – Contact Information

Elko County Sheriff's Office

Law Enforcement Agency:

Armida Marin

Contact Person:

775 W Silver St Elko, NV 89801

Mailing Address (line 1):

Mailing Address (line 2):

Administrative Assistant

Title of Contact Person:

amarin@elkocountynv.net

E-Mail Address:

775-777-2525

Telephone Number:

PART II – Property Seized

☒ Null Reporting for Seizures: Check if this agency engaged in no seizures during this reporting period.

	Agency's Event ID or Case #	Date Seized	Property Type/Description	Crime Associated with Seizure	Market Value of Property
1					
2					
3					
4					
5					
6					
7					
8					
9					
10					
11					
12					
13					
14					
15					
16					
17					
18					
19					
20					

Total Market Value of Seized Property: \$ -

** For additional items of property, please insert additional lines above "total seized"

**Make sure the sum function, totalling Agency's Market Value of Properties is still accurate

PART III – Property Forfeited

☒ Null Reporting for Forfeitures: Check if this agency engaged in no forfeitures during this reporting period.

	Agency's Event ID or Case #	Date of Disposition	Property Type/Description	Amount Forfeited to Agency	Total Amount Paid to Others
1					
2					
3					
4					
5					
6					
7					
8					
9					
10					
11					
12					
13					
14					
15					
16					
17					
18					
19					
20					

Total Amount Forfeited to Agency: \$ -

Misc. Forfeiture Revenue:	
Total Revenue:	\$ -

PART IV – Use of Proceeds

☒ Null Reporting for Distributions: Check if this agency engaged in no distributions during this reporting period.

Reasonable Expenses:	
Cost of Seizure	
Cost of Storage, Maintenance and Disposition of Property	
Cost of Suit (per reporting period)	
Equitable Sharing with Cooperating Agencies	
Other	

Total Expenses: \$ -

Total Funds Available for Distribution: \$ -

Type of Account Balance Distribution Deposited Into:	
School District per NRS 179.1187(2)(d)	
Retained by law enforcement agency in their “__ Forfeiture Account” per NRS 179.1187(1) and NRS 179.118(2)(b)	
State of Nevada – Technological Crime Fund per NRS 179.1233	
Account for Prosecution of Racketeering per NRS 207.500	
State Treasury for Compensation of Victims of Crime per NRS 200.760 and NRS 179.118(2)(d)	
General Fund per NRS 197.118(2)(e)	
County Treasurer per NRS 197.118(2)(f) and NRS 201.351	
Other	

Total Funds Distributed: \$ -

REPORT FORM

REPORTING PERIOD - July 1 to June 30

NRS CHAPTER 179 ANNUAL ASSET SEIZURE AND FORFEITURE REPORTING

FISCAL YEAR REPORTING:

2019



STATE OF NEVADA
OFFICE OF THE ATTORNEY GENERAL

100 North Cason Street
Carson City, Nevada 89701
(775) 684-1205

PART I - Contact Information

Esmeralda County Sheriff's Office
Law Enforcement Agency:

Jeanette Siri
Contact Person:

P.O. Box 520 Goldfield, NV 89013
Mailing Address (line 1):

Mailing Address (line 2):

TAC/Dispatch
Title of Contact Person:

jsiri@esmeraldacounty.nv.org
E-Mail Address:

775-495-6393
Telephone Number:

PART II – Property Seized

☒ Null Reporting for Seizures: Check if this agency engaged in no seizures during this reporting period.

	Agency's Event ID or Case #	Date Seized	Property Type/Description	Crime Associated with Seizure	Market Value of Property
1					
2					
3					
4					
5					
6					
7					
8					
9					
10					
11					
12					
13					
14					
15					
16					
17					
18					
19					
20					

Total Market Value of Seized Property: \$ -

** For additional items of property, please insert additional lines above "total seized"

**Make sure the sum function, totalling Agency's Market Value of Properties is still accurate

PART III – Property Forfeited

☒ Null Reporting for Forfeitures: Check if this agency engaged in no forfeitures during this reporting period.

	Agency's Event ID or Case #	Date of Disposition	Property Type/Description	Amount Forfeited to Agency	Total Amount Paid to Others
1					
2					
3					
4					
5					
6					
7					
8					
9					
10					
11					
12					
13					
14					
15					
16					
17					
18					
19					
20					

Total Amount Forfeited to Agency: \$ -

Misc. Forfeiture Revenue:	
Total Revenue:	

PART IV – Use of Proceeds

☒ Null Reporting for Distributions: Check if this agency engaged in no distributions during this reporting period.

Reasonable Expenses:	
Cost of Seizure	
Cost of Storage, Maintenance and Disposition of Property	
Cost of Suit (per reporting period)	
Equitable Sharing with Cooperating Agencies	
Other	

Total Expenses: \$ -

Total Funds Available for Distribution: \$ -

Type of Account Balance Distribution Deposited Into:	
School District per NRS 179.1187(2)(d)	
Retained by law enforcement agency in their "___ Forfeiture Account" per NRS 179.1187(1) and NRS 179.118(2)(b)	
State of Nevada – Technological Crime Fund per NRS 179.1233	
Account for Prosecution of Racketeering per NRS 207.500	
State Treasury for Compensation of Victims of Crime per NRS 200.760 and NRS 179.118(2)(d)	
General Fund per NRS 197.118(2)(e)	
County Treasurer per NRS 197.118(2)(f) and NRS 201.351	
Other	

Total Funds Distributed: \$ -

REPORT FORM

REPORTING PERIOD – July 1 to June 30

NRS CHAPTER 179 ANNUAL ASSET SEIZURE AND FORFEITURE REPORTING

FISCAL YEAR REPORTING: July 1, 2018-June 30, 2019



STATE OF NEVADA
OFFICE OF THE ATTORNEY GENERAL

100 North Cason Street
Carson City, Nevada 89701
(775) 684-1205

PART I – Contact Information

Eureka County District Attorney's Office

Law Enforcement Agency:

Theodore Beutel, Esq.

Contact Person:

P.O. Box 190

Mailing Address (line 1):

Mailing Address (line 2):

Eureka County District Attorney

Title of Contact Person:

DA@EurekaCountyNV.gov

E-Mail Address:

Telephone Number:

PART II – Property Seized

☒ Null Reporting for Seizures: Check if this agency engaged in no seizures during this reporting period.

	Agency's Event ID or Case #	Date Seized	Property Type/Description	Crime Associated with Seizure	Market Value of Property
1					
2					
3					
4					
5					
6					
7					
8					
9					
10					
11					
12					
13					
14					
15					
16					
17					
18					
19					
20					

Total Market Value of Seized Property: \$ -

** For additional items of property, please insert additional lines above "total seized"

**Make sure the sum function, totalling Agency's Market Value of Properties is still accurate

PART III – Property Forfeited

☒ Null Reporting for Forfeitures: Check if this agency engaged in no forfeitures during this reporting period.

	Agency's Event ID or Case #	Date of Disposition	Property Type/Description	Amount Forfeited to Agency	Total Amount Paid to Others
1					
2					
3					
4					
5					
6					
7					
8					
9					
10					
11					
12					
13					
14					
15					
16					
17					
18					
19					
20					

Total Amount Forfeited to Agency: \$

Misc. Forfeiture Revenue:	
Total Revenue:	

PART IV – Use of Proceeds

☒ Null Reporting for Distributions: Check if this agency engaged in no distributions during this reporting period.

Reasonable Expenses:	
Cost of Seizure	
Cost of Storage, Maintenance and Disposition of Property	
Cost of Suit (per reporting period)	
Equitable Sharing with Cooperating Agencies	
Other	

Total Expenses: \$ -

Total Funds Available for Distribution: \$ -

Type of Account Balance Distribution Deposited Into:	
School District per NRS 179.1187(2)(d)	
Retained by law enforcement agency in their "___Forfeiture Account" per NRS 179.1187(1) and NRS 179.118(2)(b)	
State of Nevada – Technological Crime Fund per NRS 179.1233	
Account for Prosecution of Racketeering per NRS 207.500	
State Treasury for Compensation of Victims of Crime per NRS 200.760 and NRS 179.118(2)(d)	
General Fund per NRS 197.118(2)(e)	
County Treasurer per NRS 197.118(2)(f) and NRS 201.351	
Other	

Total Funds Distributed: \$ -

REPORT FORM

REPORTING PERIOD – July 1 to June 30

NRS CHAPTER 179 ANNUAL ASSET SEIZURE AND FORFEITURE REPORTING

FISCAL YEAR REPORTING: 2018-2019

PART I – Contact Information

FALLON POLICE DEPARTMENT

Law Enforcement Agency:

Wendy J. Mello

Contact Person:

Wendy J. Mello

55 West Williams Avenue

Mailing Address (line 1):

Fallon, NV 89406

Mailing Address (line 2):

Executive Secretary

Title of Contact Person:

wmello@fallonnevada.gov

E-Mail Address:

(775) 423-0167

Telephone Number:



STATE OF NEVADA
OFFICE OF THE ATTORNEY GENERAL

100 North Cason Street
Carson City, Nevada 89701
(775) 684-1205

PART II – Property Seized

☐ Null Reporting for Seizures: Check if this agency engaged in no seizures during this reporting period.

	Agency's Event ID or Case #	Date Seized	Property Type/Description	Crime Associated with Seizure	Market Value of Property
1					
2					
3					
4					
5					
6					
7					
8					
9					
10					
11					
12					
13					
14					
15					
16					
17					
18					
19					
20					

Total Market Value of Seized Prop. \$ -

** For additional items of property, please insert additional lines above "total seized"

**Make sure the sum function, totalling Agency's Market Value of Properties is still accurate

PART III – Property Forfeited

☐ Null Reporting for Forfeitures: Check if this agency engaged in no forfeitures during this reporting period.

	Agency's Event ID or Case #	Date of Disposition	Property Type/Description	Amount Forfeited to Agency	Total Amount Paid to Others
1	DA16-990/NCNTF 16-000414	2016	Currency	\$ 37.50	\$ 112.50
2	DA6-58/NCNTF 05001679	2006	Currency	\$ 310.00	\$ 1,240.00
3	DA10-699/NCNTF 09-000829	2010	Currency	\$ 79.80	\$ 319.20
4	DA17-1277/NCNTF 17-000573	2017	Currency	\$ 36.00	\$ 144.00
5	DA15-199/NCNTF 0007098	2015	Currency	\$ 40.00	\$ 160.00
6	DA16-922/NCNTF 15-000709	2016	Currency	\$ 350.60	\$ 1,402.40
7	DA17-10/NCNTF/17-000389	2017	Currency	\$ 44.00	\$ 176.00
8	DC 18-10-DC-0529	2018	Currency	\$ 164.75	\$ 494.25
9					
10					
11					
12					
13					
14					
15					
16					
17					
18					
19					
20					

Total Amount Forfeited to Agency: \$ 1,062.65

PART IV – Use of Proceeds

☐ Null Reporting for Distributions: Check if this agency engaged in no distributions during this reporting period.

Reasonable Expenses:	
Cost of Seizure	
Cost of Storage, Maintenance and Disposition of Property	
Cost of Suit (per reporting period)	
Equitable Sharing with Cooperating Agencies	
Other	<i>Interest</i> \$ 322.78

Total Expenses:

Total Funds Available for Distribution: \$ 1,385.43

Type of Account Balance Distribution Deposited Into:	
School District per NRS 179.1187(2)(d)	
Retained by law enforcement agency in their "___Forfeiture Account" per NRS 179.1187(1) and NRS 179.118(2)(b)	\$ 1,385.43
State of Nevada – Technological Crime Fund per NRS 179.1233	
Account for Prosecution of Racketeering per NRS 207.500	
State Treasury for Compensation of Victims of Crime per NRS 200.760 and NRS 179.118(2)(d)	
General Fund per NRS 197.118(2)(e)	
County Treasurer per NRS 197.118(2)(f) and NRS 201.351	
Other	

Total Funds Distributed: \$ 1,385.43

REPORT FORM

REPORTING PERIOD – July 1 to June 30

NRS CHAPTER 179 ANNUAL ASSET SEIZURE AND FORFEITURE REPORTING

FISCAL YEAR REPORTING: FY 2019

STATE OF NEVADA
OFFICE OF THE ATTORNEY GENERAL

100 North Cason Street
Carson City, Nevada 89701
(775) 684-1205

PART I – Contact Information

City of Henderson Police Department

Law Enforcement Agency:

Tina Emrich

Contact Person:

223 Lead Street

Mailing Address (line 1):

Henderson, NV 89015

Mailing Address (line 2):

Acting Manager of Police Financial Services

Title of Contact Person:

Tina.Emrich@cityofhenderson.com

E-Mail Address:

702-267-4527

Telephone Number:

PART II – Property Seized

☐ Null Reporting for Seizures: Check if this agency engaged in no seizures during this reporting period.

Agency's Event ID or Case #	Date Seized	Property Type/Description	Crime Associated with Seizure	Market Value of Property
15-06116	4/30/2018	Cash	453.337.2	\$ 2,185.00
18-10198	6/7/2019	Cash	453.336.2	\$ 1,870.00
18-10782	6/14/2018	Cash	453.337.2	\$ 688.00
18-11156	5/26/2018	Cash	205.110	\$ 9,676.00
18-12647	6/13/2018	Cash	453.337.2	\$ 2,585.00
18-13242	6/20/2018	Cash	453.337.2	\$ 1,417.00
18-11347	5/28/2018	Cash	453.336.2	\$ 1,873.00
18-11924	6/5/2018	Cash	453.336.2	\$ 567.74
18-13384	8/2/2018	Cash	205.060.2	\$ 6,071.00
18-14799	8/1/2019	Cash	453.321.2	\$ 1,115.00
18-16160	7/26/2018	Cash	453.337.2	\$ 2,800.00
18-16200	7/26/2018	Cash	453.337.2	\$ 600.00
18-18382	9/24/2018	Cash	453.337.2	\$ 4,711.00
18-18801	8/27/2018	Cash	453.337.2	\$ 1,963.00
18-19422	9/3/2018	Cash	453.337.2	\$ 1,560.00
18-21267	10/25/2019	Cash	453.321.2	\$ 53,990.00
18-21351	9/26/2018	Cash	453.337.2	\$ 2,143.00
18-22792	11/1/2018	2014 Kia Optima vin# 5XXGM4A74EG273549	200.38	\$ 10,925.00
18-23769	10/27/2018	2006 Honda Ridgeline vin# ZHJYK16486H545408	453.3385	\$ 3,267.00
18-24281	11/13/2018	Cash	453.337.2	\$ 3,871.00
18-24623	12/13/2018	Cash	453.401	\$ 5,600.00
18-24751	11/7/2018	Cash	453.3385	\$ 14,879.54
18-24763	11/7/2018	Cash	453.337.2	\$ 10,110.00
18-26211	11/29/2018	Cash	453.3385	\$ 1,120.00
18-26853	12/20/2018	Cash	205.060.2	\$ 1,122.00
19-00545	1/28/2019	Cash	453.3385	\$ 1,326.00

19-00561	1/31/2019	Cash	453.3385	\$ 1,408.00
19-01452	1/20/2019	2010 GMC Acadia vin#1GKLRMED6AJ162852	453.3385	\$ 5,150.00
19-01701	1/23/2019	Cash	453.3385	\$ 884.00
19-01862	1/25/2019	Cash	453.3385	\$ 2,730.00
19-02104	1/29/2019	Cash	453.3385	\$ 1,736.00
19-02138	1/29/2019	Cash	453.3385	\$ 2,657.00
19-03276	2/11/2019	Cash	453.3385	\$ 1,485.00
19-03276	2/11/2019	Cash	453.3385	\$ 7,321.00
19-03498	2/14/2019	Cash	453.3385	\$ 1,550.00
19-03967	2/20/2019	Cash	453.337	\$ 7,281.00
19-04098	2/22/2019	Cash	453.3385	\$ 524.00
19-04535	2/27/2019	Cash	453.3385	\$ 834.00
19-04535	3/4/2019	2016 Mercedes-Benz C300 55SWF4JB9GU118168	453.3385	\$ 25,175.00
19-04622	3/22/2019	Cash	453.3385	\$ 4,582.00
19-04622	3/22/2019	Cash	453.3385	\$ 2,540.00
19-05021	3/14/2019	Cash	453.3385	\$ 9,611.00
19-05177	3/7/2019	Cash	453.3385	\$ 9,000.00
19-07068	3/29/2019	Cash	453.3385	\$ 828.71
19-07492	4/3/2019	Cash	453.3385	\$ 16,521.00
19-08011	4/9/2019	Cash	453.3385	\$ 15,175.00
19-09711	4/29/2019	Cash	453.3385	\$ 732.00
19-10252	5/6/2019	Cash	453.3385	\$ 1,290.00
19-10558	5/9/2019	Cash	453.3385	\$ 8,217.00
19-10674	5/10/2019	Cash	453.3385	\$ 675.00
19-11146	5/23/2019	Cash	453.3385	\$ 5,695.00
19-11463	6/20/2019	Cash	453.3385	\$ 1,274.00
19-11463	6/20/2019	Cash	453.3385	\$ 882.00
19-11477	6/3/2019	Cash	453.3385	\$ 15,729.00
19-11477	6/3/2019	Cash	453.3385	\$ 10,825.00

Total Martket Value of Seized Prope: \$ 310,346.99

** For additional items of property, please insert additional lines above "total seized"

**Make sure the sum function, totalling Agency's Market Value of Properties is still accurate

PART III – Property Forfeited

☐ Null Reporting for Forfeitures: Check if this agency engaged in no forfeitures during this reporting period.

Agency's Event ID or Case #	Date of Disposition	Property Type/Description	Amount Forfeited to Agency	Total Amount Paid to Others
170105-0900	7/5/2018	Cash	\$ 72.48	
170407-3635	7/5/2018	Cash	\$ 140.08	
11087-3265	7/5/2018	Cash	\$ 653.22	
161213-0986	7/12/2018	Cash	\$ 1,376.40	
161213-1159	7/12/2018	Cash	\$ 48.00	
180502-2397	7/25/2018	Cash	\$ 280.20	
18-04723	7/31/2018	Cash	\$ 13,381.00	
18-11347	7/31/2018	Cash	\$ 1,873.00	
18-11924	7/31/2018	Cash	\$ 567.74	
170214-2276	8/15/2018	Cash	\$ 1,754.00	
170207-3838	8/31/2018	Cash	\$ 9,975.15	
16-16934	8/31/2018	Cash	\$ 853.00	
170330-1701	9/6/2018	Cash	\$ 852.88	
180801-3100	9/20/2018	Cash	\$ 336.00	
18-10410	9/30/2018	Cash	\$ 2,300.40	
170920-3561	10/17/2018	Cash	\$ 78.24	
180703-2896	10/17/2018	Cash	\$ 113.12	
170211-3363	10/31/2018	Cash	\$ 3,046.32	
170615-3438 and 170615-4077	10/31/2018	Cash	\$ 1,686.40	
170120-3041	10/31/2018	Cash	\$ 1,157.60	

170303-1737	10/31/2018	Cash	\$	162.24	
170614-3561	10/31/2018	Cash	\$	240.00	
17-19756	10/31/2018	Cash	\$	523.58	
180502-3067	11/15/2018	Cash	\$	219.96	
181002-3763	11/15/2018	Cash	\$	172.56	
170525-3160	11/21/2018	Cash	\$	195.92	
170301-3141	11/21/2018	Cash	\$	578.47	
15-07285	11/30/2018	Cash	\$	1,850.27	
16-13660	11/30/2018	Cash	\$	1,172.53	
18-16160	11/30/2018	Cash	\$	2,800.00	
14-13076	12/11/2018	1HGCG225X2A009980	\$	850.00	
14-08004	12/11/2018	2006 Dodge Magnum - 2D24GV77346H279694	\$	5,262.25	
16-09279	12/11/2018	2011 Nissan Rogue - JNBAS5MT7BW154774	\$	5,832.25	
170518-4040 and 170518-3777	12/13/2018	Cash	\$	240.04	
170504-2819	12/13/2018	Cash	\$	235.44	
18-10198	12/31/2018	Cash	\$	1,656.07	
18-21351	12/31/2018	Cash	\$	2,143.00	
180905-2092	1/14/2019	Cash	\$	827.90	
180117-3834	1/14/2019	Cash	\$	73.84	
180905-2583	1/31/2019	Cash	\$	569.20	
180905-2302	1/31/2019	Cash	\$	1,758.40	
17-21075	1/31/2019	Cash	\$	3,165.00	
18-05350	1/31/2019	Cash	\$	4,727.33	
18-26211	1/31/2019	Cash	\$	991.87	
161208-0484	2/11/2019	Cash	\$	3,115.44	
170804-3111	2/25/2019	Cash	\$	5,082.39	
15-13996	2/28/2019	Cash	\$	2,600.00	

19-00561	2/28/2019	Cash	\$	1,246.92	
170629-3263	3/6/2019	Cash	\$	620.94	
170315-2602	3/6/2019	Cash	\$	42.88	
171106-2373	3/9/2019	Cash	\$	12,398.64	
171004-4235	3/18/2019	Cash	\$	242.40	
180703-2657	4/18/2019	Cash	\$	68.16	
170925-2039	4/18/2019	Cash	\$	6,873.53	
171102-3217	4/18/2019	Cash	\$	146.00	
1901001-5920	4/22/2019	Cash	\$	252.56	
18-13384	4/30/2019	Cash	\$	6,071.00	
18120004-9108	5/30/2019	Cash	\$	170.48	
170712-1212	6/18/2019	Cash	\$	3,524.53	
180131-2965	6/18/2019	Cash	\$	41.60	
160601-2654	6/18/2019	Cash	\$	2,701.19	
		Total Amount Forfeited to Agency	\$	121,992.01	
		Misc. Forfeiture Revenue:	\$	44,566.76	
		Total Revenue:	\$	166,558.77	

PART IV – Use of Proceeds

☐ Null Reporting for Distributions: Check if this agency engaged in no distributions during this reporting period.

Reasonable Expenses:	
Cost of Seizure	\$ 771.27
Cost of Storage, Maintenance and Disposition of Property	\$ 10,749.75
Cost of Suit (per reporting period)	\$ 4,632.00
Equitable Sharing with Cooperating Agencies	\$ 12,001.67
Other	
Total Expenses: \$ 28,154.69	
Total Funds Available for Distribution: \$ 138,404.08	

Type of Account Balance Distribution Deposited Into:	
School District per NRS 179.1187(2)(d)	\$ 2,076.10
Retained by law enforcement agency in their "2065/2066 Forfeiture Account"	\$ 136,327.98
State of Nevada – Technological Crime Fund per NRS 179.1233	
Account for Prosecution of Racketeering per NRS 207.500	
State Treasury for Compensation of Victims of Crime per NRS 200.760 and	
General Fund per NRS 197.118(2)(e)	
County Treasurer per NRS 197.118(2)(f) and NRS 201.351	
Other	
Total Funds Distributed: \$ 138,404.08	

REPORT FORM

REPORTING PERIOD – July 1 to June 30

NRS CHAPTER 179 ANNUAL ASSET SEIZURE AND FORFEITURE REPORTING

FISCAL YEAR REPORTING: 2019/2020

PART I – Contact Information

Humboldt County District Attorney

Law Enforcement Agency:

Nancy Jurad

Contact Person:

P.O. Box 909

Mailing Address (line 1):

Mailing Address (line 2):

Legal Office Supervisor

Title of Contact Person:

hcda-nancy@hcnv.us

E-Mail Address:

775-623-6364

Telephone Number:



STATE OF NEVADA
OFFICE OF THE ATTORNEY GENERAL

100 North Cason Street
Carson City, Nevada 89701
(775) 684-1205

PART II – Property Seized

☒ Null Reporting for Seizures: Check if this agency engaged in no seizures during this reporting period.

	Agency's Event ID or Case #	Date Seized	Property Type/Description	Crime Associated with Seizure	Market Value of Property
1					
2					
3					
4					
5					
6					
7					
8					
9					
10					
11					
12					
13					
14					
15					
16					
17					
18					
19					
20					

Total Market Value of Seized Property: \$ -

** For additional items of property, please insert additional lines above "total seized"

**Make sure the sum function, totalling Agency's Market Value of Properties is still accurate

PART III – Property Forfeited

☒ Null Reporting for Forfeitures: Check if this agency engaged in no forfeitures during this reporting period.

	Agency's Event ID or Case #	Date of Disposition	Property Type/Description	Amount Forfeited to Agency	Total Amount Paid to Others
1					
2					
3					
4					
5					
6					
7					
8					
9					
10					
11					
12					
13					
14					
15					
16					
17					
18					
19					
20					

Total Amount Forfeited to Agency: \$

Misc. Forfeiture Revenue:	
Total Revenue:	

PART IV – Use of Proceeds

☒ Null Reporting for Distributions: Check if this agency engaged in no distributions during this reporting period.

Reasonable Expenses:	
Cost of Seizure	
Cost of Storage, Maintenance and Disposition of Property	
Cost of Suit (per reporting period)	
Equitable Sharing with Cooperating Agencies	
Other	

Total Expenses: \$ -

Total Funds Available for Distribution: \$ -

Type of Account Balance Distribution Deposited Into:	
School District per NRS 179.1187(2)(d)	
Retained by law enforcement agency in their “___Forfeiture Account” per NRS 179.1187(1) and NRS 179.118(2)(b)	
State of Nevada – Technological Crime Fund per NRS 179.1233	
Account for Prosecution of Racketeering per NRS 207.500	
State Treasury for Compensation of Victims of Crime per NRS 200.760 and NRS 179.118(2)(d)	
General Fund per NRS 197.118(2)(e)	
County Treasurer per NRS 197.118(2)(f) and NRS 201.351	
Other	

Total Funds Distributed: \$ -

REPORT FORM

REPORTING PERIOD – July 1 to June 30

NRS CHAPTER 179 ANNUAL ASSET SEIZURE AND FORFEITURE REPORTING

FISCAL YEAR REPORTING: 2019



STATE OF NEVADA
OFFICE OF THE ATTORNEY GENERAL

100 North Cason Street
Carson City, Nevada 89701
(775) 684-1205

PART I – Contact Information

Incline Village Constable

Law Enforcement Agency:

Hans R. Keller

Contact Person:

865 Tahoe Blvd. Ste. 311

Mailing Address (line 1):

Incline Village, NV 89451

Mailing Address (line 2):

Constable

Title of Contact Person:

HRKeller@washoecounty.us

E-Mail Address:

(775) 832-4103

Telephone Number:

PART II – Property Seized

☒ Null Reporting for Seizures: Check if this agency engaged in no seizures during this reporting period.

	Agency's Event ID or Case #	Date Seized	Property Type/Description	Crime Associated with Seizure	Market Value of Property
1					
2					
3					
4					
5					
6					
7					
8					
9					
10					
11					
12					
13					
14					
15					
16					
17					
18					
19					
20					

Total Market Value of Seized Property: \$ 0.00 -

** For additional items of property, please insert additional lines above "total seized"

**Make sure the sum function, totalling Agency's Market Value of Properties is still accurate

PART III – Property Forfeited

☒ Null Reporting for Forfeitures: Check if this agency engaged in no forfeitures during this reporting period.

	Agency's Event ID or Case #	Date of Disposition	Property Type/Description	Amount Forfeited to Agency	Total Amount Paid to Others
1					
2					
3					
4					
5					
6					
7					
8					
9					
10					
11					
12					
13					
14					
15					
16					
17					
18					
19					
20					

Total Amount Forfeited to Agency: \$ 0.00

Misc. Forfeiture Revenue:	0.00
Total Revenue:	0.00

PART IV – Use of Proceeds

☒ Null Reporting for Distributions: Check if this agency engaged in no distributions during this reporting period.

Reasonable Expenses:	
Cost of Seizure	
Cost of Storage, Maintenance and Disposition of Property	
Cost of Suit (per reporting period)	
Equitable Sharing with Cooperating Agencies	
Other	

Total Expenses: \$ 0.00

-

Total Funds Available for Distribution: \$ 0.00

-

Type of Account Balance Distribution Deposited Into:	
School District per NRS 179.1187(2)(d)	
Retained by law enforcement agency in their “___Forfeiture Account” per NRS 179.1187(1) and NRS 179.118(2)(b)	
State of Nevada – Technological Crime Fund per NRS 179.1233	
Account for Prosecution of Racketeering per NRS 207.500	
State Treasury for Compensation of Victims of Crime per NRS 200.760 and NRS 179.118(2)(d)	
General Fund per NRS 197.118(2)(e)	
County Treasurer per NRS 197.118(2)(f) and NRS 201.351	
Other	

Total Funds Distributed: \$ 0.00

-

REPORT FORM

REPORTING PERIOD – July 1 to June 30

NRS CHAPTER 179 ANNUAL ASSET SEIZURE AND FORFEITURE REPORTING

FISCAL YEAR REPORTING:

2019



STATE OF NEVADA
OFFICE OF THE ATTORNEY GENERAL

100 North Cason Street
Carson City, Nevada 89701
(775) 684-1205

PART I – Contact Information

Lander County District Attorney

Law Enforcement Agency:

Elizabeth Barela

Contact Person:

50 State Route 305, Battle Mountain, NV 89820

Mailing Address (line 1):

Mailing Address (line 2):

Office Manager

Title of Contact Person:

ebarela@landercountynv.org

E-Mail Address:

775-635-5195

Telephone Number:

PART II – Property Seized

☒ Null Reporting for Seizures: Check if this agency engaged in no seizures during this reporting period.

	Agency's Event ID or Case #	Date Seized	Property Type/Description	Crime Associated with Seizure	Market Value of Property
1					
2					
3					
4					
5					
6					
7					
8					
9					
10					
11					
12					
13					
14					
15					
16					
17					
18					
19					
20					

Total Market Value of Seized Property: \$ -

** For additional items of property, please insert additional lines above "total seized"

**Make sure the sum function, totalling Agency's Market Value of Properties is still accurate

PART III – Property Forfeited

☒ Null Reporting for Forfeitures: Check if this agency engaged in no forfeitures during this reporting period.

	Agency's Event ID or Case #	Date of Disposition	Property Type/Description	Amount Forfeited to Agency	Total Amount Paid to Others
1					
2					
3					
4					
5					
6					
7					
8					
9					
10					
11					
12					
13					
14					
15					
16					
17					
18					
19					
20					

Total Amount Forfeited to Agency: \$

Misc. Forfeiture Revenue:
Total Revenue:

PART IV – Use of Proceeds

☒ Null Reporting for Distributions: Check if this agency engaged in no distributions during this reporting period.

Reasonable Expenses:	
Cost of Seizure	
Cost of Storage, Maintenance and Disposition of Property	
Cost of Suit (per reporting period)	
Equitable Sharing with Cooperating Agencies	
Other	

Total Expenses: \$ -

Total Funds Available for Distribution: \$ -

Type of Account Balance Distribution Deposited Into:	
School District per NRS 179.1187(2)(d)	
Retained by law enforcement agency in their "___Forfeiture Account" per NRS 179.1187(1) and NRS 179.118(2)(b)	
State of Nevada – Technological Crime Fund per NRS 179.1233	
Account for Prosecution of Racketeering per NRS 207.500	
State Treasury for Compensation of Victims of Crime per NRS 200.760 and NRS 179.118(2)(d)	
General Fund per NRS 197.118(2)(e)	
County Treasurer per NRS 197.118(2)(f) and NRS 201.351	
Other	

Total Funds Distributed: \$ -

REPORT FORM

REPORTING PERIOD – July 1 to June 30

NRS CHAPTER 179 ANNUAL ASSET SEIZURE AND FORFEITURE REPORTING

FISCAL YEAR REPORTING: 2018-2019

PART I – Contact Information

Lander County Sheriff's Office

Law Enforcement Agency:

Robert W. Quick

Contact Person:

Post Office Box 1625

Mailing Address (line 1):

Mailing Address (line 2):

Undersheriff

Title of Contact Person:

rquick@landerso.org

E-Mail Address:

775-635-1100

Telephone Number:



STATE OF NEVADA
OFFICE OF THE ATTORNEY GENERAL

100 North Cason Street
Carson City, Nevada 89701
(775) 684-1205

PART II – Property Seized

☒ Null Reporting for Seizures: Check if this agency engaged in no seizures during this reporting period.

	Agency's Event ID or Case #	Date Seized	Property Type/Description	Crime Associated with Seizure	Market Value of Property
1					
2					
3					
4					
5					
6					
7					
8					
9					
10					
11					
12					
13					
14					
15					
16					
17					
18					
19					
20					

Total Market Value of Seized Property: \$ -

** For additional items of property, please insert additional lines above "total seized"

**Make sure the sum function, totalling Agency's Market Value of Properties is still accurate

PART III – Property Forfeited

☒ Null Reporting for Forfeitures: Check if this agency engaged in no forfeitures during this reporting period.

	Agency's Event ID or Case #	Date of Disposition	Property Type/Description	Amount Forfeited to Agency	Total Amount Paid to Others
1					
2					
3					
4					
5					
6					
7					
8					
9					
10					
11					
12					
13					
14					
15					
16					
17					
18					
19					
20					

Total Amount Forfeited to Agency: \$

Misc. Forfeiture Revenue:	
Total Revenue:	

PART IV – Use of Proceeds

☒ Null Reporting for Distributions: Check if this agency engaged in no distributions during this reporting period.

Reasonable Expenses:	
Cost of Seizure	
Cost of Storage, Maintenance and Disposition of Property	
Cost of Suit (per reporting period)	
Equitable Sharing with Cooperating Agencies	
Other	

Total Expenses: \$ -

Total Funds Available for Distribution: \$ -

Type of Account Balance Distribution Deposited Into:	
School District per NRS 179.1187(2)(d)	
Retained by law enforcement agency in their “___Forfeiture Account” per NRS 179.1187(1) and NRS 179.118(2)(b)	
State of Nevada – Technological Crime Fund per NRS 179.1233	
Account for Prosecution of Racketeering per NRS 207.500	
State Treasury for Compensation of Victims of Crime per NRS 200.760 and NRS 179.118(2)(d)	
General Fund per NRS 197.118(2)(e)	
County Treasurer per NRS 197.118(2)(f) and NRS 201.351	
Other	

Total Funds Distributed: \$ -

REPORT FORM**REPORTING PERIOD** – July 1 to June 30**NRS CHAPTER 179 ANNUAL ASSET
SEIZURE AND FORFEITURE REPORTING****FISCAL YEAR REPORTING:** 2019

STATE OF NEVADA
OFFICE OF THE ATTORNEY GENERAL
100 North Cason Street
Carson City, Nevada 89701
(775) 684-1205

PART I – Contact InformationLAS VEGAS METROPOLITAN POLICE DEPT

Law Enforcement Agency:

NAN BOWER

Contact Person:

400 S. MARTIN L UTER KING BLVD, BLDG B, 4TH FL

Mailing Address (line 1):

LAS VEGAS, NV 89106

Mailing Address (line 2):

ANALYST

Title of Contact Person:

C6933B@LVMPD.COM

E-Mail Address:

702-828-3043

Telephone Number:

PART II – Property Seized☐ Null Reporting for Seizures: Check if this agency engaged in no seizures during this reporting period.

	Agency's Event ID or Case #	Date Seized	Property Type/Description	Crime Associated with Seizure	Market Value of Property
1	180411-3903	7/10/2018	U.S. Currency	NRS453.337/NRS453.3385	\$ 18,414.00
2	180502-2397	7/10/2018	U.S. Currency	NRS453.3385	\$ 1,401.00
3	180502-3067	7/10/2018	U.S. Currency	NRS453.3385/NRS453.337	\$ 1,870.00
4	180510-2337	7/10/2018	U.S. Currency	NRS453.3385/NRS453.321/NRS453.401	\$ 505.00
5	180509-4119	7/10/2018	U.S. Currency	NRS453.3385/NRS453.337	\$ 1,466.00
6	180328-3877	7/16/2018	U.S. Currency	NRS453.321	\$ 932.00
7	171122-0838	7/18/2018	U.S. Currency	NRS207.460	\$ 1,570.00
8	180523-4711	7/18/2018	U.S. Currency	NRS453.3385/NRS453.337	\$ 588.00
9	180614-3480	7/18/2018	U.S. Currency	NRS453.337	\$ 2,300.00
10	180530-0545	7/20/2018	U.S. Currency	NRS453.3385/NRS453.401	\$ 6,603.00

11	180530-0687	7/20/2018	2014 NISSAN ALITMA	NRS453.3385/NRS453.401	\$	8,389.00
12	180523-1277	7/20/2018	U.S. Currency	NRS453.3385	\$	2,130.00
13	180622-3351	7/20/2018	U.S. Currency	NRS453.337/NRS453.3385	\$	1,076.00
14	180626-4538	7/20/2018	U.S. Currency	NRS453.337	\$	2,013.00
15	180627-2558	7/20/2018	U.S. Currency	NRS453.321/NRS453.3385/NRS453.401	\$	3,427.00
16	180703-4221	7/20/2018	U.S. Currency	NRS453.337	\$	1,221.00
17	180705-2330	7/20/2018	U.S. Currency	NRS453.3385/NRS453.401	\$	1,028.00
18	180517-2450	7/23/2018	U.S. Currency	NRS453.321/NRS453.3385	\$	26,381.00
19	180427-1788	7/23/2018	U.S. Currency	NRS453.3385	\$	860.00
20	180519-3838	7/24/2018	U.S. Currency	NRS453.3385	\$	1,981.00
21	180521-0326	7/24/2018	U.S. Currency	NRS453.3385/NRS453.337/NRS453.401	\$	4,480.00
22	180516-3357	7/26/2018	U.S. Currency	NRS453.3385	\$	1,445.00
23	180619-2556	7/26/2018	U.S. Currency	NRS453.3385/NRS453.401	\$	5,539.00
	180516-4644					
24	180622-3647	8/3/2018	U.S. Currency	NRS201.300/NRS201.320	\$	14,095.00

	180523-3883				
25	180606-2847	8/3/2018	U.S. Currency	NRS201.300/NRS201.360/NRS201.320	\$ 46,904.00
26	180605-2257	8/3/2018	U.S. Currency	NRS453.337	\$ 641.00
27	180605-2475	8/3/2018	U.S. Currency	NRS453.3385	\$ 576.00
28	180611-2891	8/6/2018	U.S. Currency	NRS453.338/NRS453.337	\$ 3,998.00
29	180613-3113	8/6/2018	U.S. Currency	NRS453.3385	\$ 757.00
	180622-1530				
30	180622-2448	8/6/2018	U.S. Currency	NRS453.3385/NRS453.337	\$ 10,537.83
31	180713-2155	8/6/2018	U.S. Currency	NRS453.3385/NRS453.337	\$ 1,530.00
32	180711-2279	8/8/2018	U.S. Currency	NRS453.337	\$ 2,973.00
33	180721-3101	8/8/2018	U.S. Currency	NRS453.337/NRS453.3385/NRS453.401	\$ 1,806.00
34	180723-3699	8/8/2018	U.S. Currency	NRS453.337/NRS453.3385	\$ 726.00
35	180727-1775	8/8/2018	U.S. Currency	NRS453.3385/NRS453.337	\$ 546.00
36	180727-3832	8/8/2018	U.S. Currency	NRS453.337	\$ 1,216.00
37	180729-1825	8/8/2018	U.S. Currency	NRS453.337	\$ 825.00
38	180710-2775	8/9/2018	2007 HYUNDAI ELANTRA	NRS200.5099	\$ 4,930.00
	180710-2775	8/9/2018	REAL PROPERTY	NRS200.5099	\$ 96,790.00
39	180626-2216	8/9/2018	U.S. Currency	NRS453.337/NRS453.3385	\$ 6,685.00
40	180805-4274	8/9/2018	U.S. Currency	NRS453.337	\$ 644.00
41	180619-2741	8/14/2018	U.S. Currency	NRS453.337/NRSS453.3385	\$ 722.00
42	180728-2152	8/14/2018	U.S. Currency	NRS453.337	\$ 832.00
43	180714-0474	8/30/2018	U.S. Currency	NRS453.337/NRS453.3385	\$ 3,465.00
44	180801-3879	8/30/2018	U.S. Currency	NRS453.3385/NRS453.337	\$ 930.00
45	180620-2316	8/30/2018	U.S. Currency	NRS453.3385/NRS453.401/NRS453.321	\$ 833.00
46	180624-2496	8/30/2018	U.S. Currency	NRS453.321/NRS453.3385	\$ 2,535.00
	180728-2205/				
47	180809-2539	8/30/2018	U.S. Currency	NRS453.337.2A/453.3385	\$ 19,727.00
48	180731-2020	8/30/2018	U.S. Currency	NRS453.3385/NRS453.401/NRS453.321	\$ 2,300.00
49	180804-2395	8/30/2018	U.S. Currency	NRS453.321	\$ 1,100.00
50	180810-3031	8/30/2018	U.S. Currency	NRS453.337/NRS453.3385	\$ 900.00
51	180810-4573	8/30/2018	U.S. Currency	NRS453.321/NRS453.337	\$ 750.00
52	180819-0965	8/30/2018	U.S. Currency	NRS453.337	\$ 529.00
53	180707-3518	8/31/2018	U.S. Currency	NRS453.3385/NRS453.337	\$ 825.40

54	180820-2399	8/31/2018	U.S. Currency	NRS453.337 /453.336/453.321	\$	1,195.00
55	180823-3156	8/31/2018	U.S. Currency	NRS453.337	\$	1,234.00
56	180605-0859	9/5/2018	U.S. Currency	NRS197.110/NRS197.210/NRS204.020/NRS205.0832/ NRS205.300	\$	8,413.31
57	180801-3100	9/5/2018	U.S. Currency	NRS453.3385/NRS453.337	\$	4,200.00
58	180826-0436	9/5/2018	U.S. Currency	NRS453.336	\$	7,303.00
59	180814-3383	9/10/2018	U.S. Currency	NRS453.337	\$	629.00
60	180714-3439	9/12/2018	U.S. Currency	NRS453.336/NRS453.337	\$	1,390.00
61	180831-0086	9/12/2018	U.S. Currency	NRS453.337	\$	1,430.12
62	180629-2367 180701-0733 180718-4492 180718-4540 180718-4701	9/12/2018	U.S. Currency	NRS207.195/NRS199.480/NRS201.320/NRS201.360 NRS201.300 & NRS207.400	\$	24,480.22
63	180723-2793	9/13/2018	U.S. Currency	NRS453.337/NRS453.336/NRS205.275/NRS202.360	\$	720.00
64	180717-4054	9/13/2018	U.S. Currency	NRS453.321/NRS202.360	\$	558.00
65	180822-3149	9/13/2018	U.S. Currency	NRS453.301	\$	29,600.00
66	180822-3145	9/13/2018	U.S. Currency	NRS453.301	\$	14,215.00
67	180703-2657 180703-2896	9/19/2018	U.S. Currency	NRS453.3385	\$	2,303.00
68	180901-3488	9/20/2018	U.S. Currency	NRS453.337.2A/NRS453.3385	\$	10,259.95
69	180901-2603	9/20/2018	U.S. Currency	NRS453.337.2A/NRS453.336.2A	\$	914.00
70	180905-3855	9/20/2018	U.S. Currency	NRS453.336.2A	\$	4,124.00
71	180829-3639	9/20/2018	U.S. Currency	NRS453.337.2A/NRS453.321.2A	\$	710.00
72	180901-3118	9/24/2018	U.S. Currency	NRS453.3385/NRS453.401.1A	\$	1,055.00
73	180718-1281	9/26/2018	U.S. Currency	NRS453.3385	\$	7,701.00
74	180725-1358 180712-0825	9/26/2018	U.S. Currency	NRS453.3385	\$	7,440.00
75	180503-2868	9/27/2018	U.S. Currency	NRS 205.275	\$	43,055.00
76	1808019-0870	10/8/2018	U.S. Currency	NRS453.3385/NRS453.336/NRS202.360/NRS201.300. 2	\$	525.00
77	180830-2472	10/8/2018	U.S. Currency	NRS 453.3385.1B/453.3385.1C/453.337.2A NRS453.337.2A/ NRS453.338.2A, 453.101.1A NRS205.275.2/NRS202.277.2/NRS202.360.1	\$	703.00
78	180917-2938	10/8/2018	U.S. Currency	NRS453.321.2A/NRS453.337.2A/NRS453.3385	\$	10,690.00
79	180816-4340	10/8/2018	U.S. Currency		\$	3,301.00
80	180926-4167	10/9/2018	U.S. Currency	NRS453.337.2A/ NRS453.336.2A/NRS453.338.2A	\$	1,024.00
81	180925-3058	10/9/2018	U.S. Currency	NRS205.275.2/NRS453.321.2A	\$	1,426.00
82	180918-4410	10/9/2018	U.S. Currency	NRS453.337.2A	\$	1,401.00
83	180926-3966	10/9/2018	U.S. Currency	NRS453.337.2A	\$	752.00
84	180801-4599	10/9/2018	U.S. Currency	NRS453.3385 /NRS453.337.2A	\$	700.00
85	180731-1345	10/17/2018	U.S. Currency	NRS453.336.2A	\$	7,480.00
86	180826-0093	10/17/2018	U.S. Currency	NRS453.337.2A	\$	602.00
87	180919-4226	10/17/2018	U.S. Currency	NRS453.337.2A	\$	4,618.37
88	180921-0058	10/17/2018	U.S. Currency	NRS453.337.2A	\$	8,376.00
89	180927-3585	10/17/2018	U.S. Currency	NRS453.336.2A/NRS453.337.2A/NRS202.360.1	\$	11,996.00
90	181000081571	10/17/2018	U.S. Currency	NRS453.301(9)	\$	27,950.00

91	180808-3158	10/19/2018	U.S. Currency	NRS453.336.2A/NRS453.337.2C/NRS202.360.1	\$	580.00
92	180924-2340	10/19/2018	U.S. Currency	NRS453.337.2A	\$	1,870.00
93	180915-1422	10/19/2018	U.S. Currency	NRS453.3385.1C/NRS202.360.1	\$	1,221.00
94	181001-4320	10/22/2018	U.S. Currency	NRS453.337.2A	\$	1,300.00
95	181001-4396	10/22/2018	U.S. Currency	NRS453.321.2A	\$	4,678.00
96	181002-3763	10/22/2018	U.S. Currency	NRS453.337.2A/NRS453.3385.1A	\$	2,157.00
97	181001-3225	10/22/2018	U.S. Currency	NRS453.337.2A	\$	8,016.00
98	181004-4467	10/22/2018	U.S. Currency	NRS453.337.2A	\$	827.00
99	181001-4039	10/29/2018	U.S. Currency	NRS453.3385.1A/NRS 453.3385.1B	\$	713.00
100	181003-3755	10/29/2018	U.S. Currency	NRS453.3385.1B/NRS453.337.2A/NRS202.350.1D	\$	683.00
	180820-2484					
101	180917-3491	10/29/2018	U.S. Currency	NRS453.337.2A	\$	1,002.00
102	181007-3350	10/29/2018	U.S. Currency	NRS453.337.2A/NRS453.321.2A/NRS453.336.2A	\$	785.00
103	181000078792	10/29/2018	U.S. Currency	NRS453.337.2A	\$	1,668.00
104	181000094198	10/29/2018	U.S. Currency	NRS453.321.2A/NRS202.360.1	\$	7,880.00
105	180926-0537	11/7/2018	U.S. Currency	NRS453.337.2A/NRS453.3385.1A	\$	936.00
106	181004-3750	11/7/2018	U.S. Currency	NRS453.337.2A/NRS453.3385.1C/NRS453.321.2A	\$	769.00
107	181000085885	11/7/2018	U.S. Currency	NRS453.337.2A/NRS 453.3385.1A/NRS453.336.2A	\$	1,770.00
108	181000113118	11/9/2018	U.S. Currency	NRS453.337.2A	\$	545.00
109	181000113546	11/9/2018	U.S. Currency	NRS453.336.2A/NRS453.337.2A	\$	1,561.00
	180930-1531					
110	180930-1767	11/13/2018	U.S. Currency	NRS453.321.2A/NRS453.337.2A/NRS202.354.5A	\$	690.00
111	180830-2738	11/15/2018	U.S. Currency	NRS453.3385/NRS453.337.2A	\$	616.00
112	181000134951	11/15/2018	U.S. Currency	NRS453.337.2A/ NRS453.336.2A	\$	3,178.00
113	18100082866	11/15/2018	U.S. Currency	NRS453.3385.1C/NRS453.321.2A	\$	740.00
114	180519-1784	11/20/2018	U.S. Currency	NRS200.380	\$	1,720.00
115	181000113553	11/20/2018	U.S. Currency	NRS453.336.2A/NRS453.338.2B/NRS202.360.1	\$	1,330.00
116	181000144864	11/20/2018	U.S. Currency	NRS453.336.2A	\$	780.00
117	181100004078	11/20/2018	U.S. Currency	NRS453.321.2A/NRS453.336.2A/NRS453.401.1A	\$	1,282.00
118	181100026097	11/20/2018	U.S. Currency	NRS453.337.2A/NRS453.3385.1B	\$	769.00
119	181100025515	11/20/2018	U.S. Currency	NRS453.337.2A/NRS453.3385.1A/NRS453.3385.1C	\$	1,290.00
120	181100035565	11/28/2018	U.S. Currency	NRS453.337.2A	\$	557.00
121	181100002192	11/28/2018	U.S. Currency	NRS453.336.2A /NRS453.337.2B	\$	970.00
122	181100012384	11/28/2018	U.S. Currency	NRS453.337.2A	\$	810.00
123	181007-2094	12/3/2018	U.S. Currency	NRS453.337.2A	\$	3,548.00
124	180905-2092	12/4/2018	U.S. Currency	NRS453.3385.1/NRS453.3385.1B	\$	4,141.00
125	180910-2146	12/4/2018	U.S. Currency	NRS453.338.2A	\$	705.00
126	181100063276	12/5/2018	U.S. Currency	NRS453.337.2A/NRS453.3385.1B	\$	1,175.00
127	181100055376	12/5/2018	U.S. Currency	NRS453.336.2A/NRS 453.321.2A/NRS453.3385.1A	\$	849.00
128	181000107667	12/5/2018	U.S. Currency	NRS453.337.2A	\$	886.00
129	181100064912	12/5/2018	U.S. Currency	NRS453.337.2A/NRS202.360	\$	2,951.00
130	181100079428	12/5/2018	U.S. Currency	NRS202.360.1/NRS453.3385.1C	\$	2,180.00
131	181100104712	12/5/2018	U.S. Currency	NRS453.3385.1A	\$	3,958.00
132	181100107616	12/5/2018	U.S. Currency	NRS453.338.2A	\$	688.00
133	180912-0830	12/13/2018	U.S. Currency	NRS205.210/NRS205.275.2C	\$	873.00
134	181100095638	12/13/2018	U.S. Currency	NRS453.337.2B	\$	657.00
135	181100137891	12/13/2018	U.S. Currency	NRS453.337.2A/NRS453.336.2A	\$	685.00
136	181100137885	12/13/2018	U.S. Currency	NRS453.337.2A	\$	875.00
137	181200004877	12/13/2018	U.S. Currency	NRS453.337.2A/NRS453.321.2A	\$	1,121.00

138	180901-2095	12/13/2018	U.S. Currency	NRS 453.337.2A	\$	2,409.00
139	180920-3134	12/13/2018	U.S. Currency	NRS 453.337.2A	\$	3,403.00
140	181007-1974	12/13/2018	U.S. Currency	NRS 453.337.2A	\$	6,891.00
141	181000146368	12/13/2018	U.S. Currency	NRS 453.337.2A	\$	1,670.00
142	181000163366	12/13/2018	U.S. Currency	NRS 453.337.2A	\$	820.00
143	181100003530	12/17/2018	U.S. Currency	NRS 453.336.2A/NRS453.337.2A/NRS453.3385.1A	\$	1,097.00
144	181000109232	12/17/2018	U.S. Currency	NRS453.337.2A/NRS453.3385.1A	\$	1,480.00
145	181200019307	12/17/2018	U.S. Currency	NRS 453.385.1C/NRS453.401.1A	\$	19,375.00
146	181000076897 181000080132	12/17/2018	U.S. Currency	NRS207.195/NRS207.400/NRS201.300/NRS201.320/ NRS201.360/ NRS199.48	\$	173,844.00
147	180103-0360	12/19/2018	2014 MERCEDES BENZ	NRS200.010		
148	181000085755	12/21/2018	U.S. Currency	/NRS200.038/NRS205.222.3/NRS484E.010	\$	14,959.00
	181000139965			NRS453.337.2A/NRS453.3385.1C	\$	11,076.00
149	181000139995	12/21/2018	U.S. Currency	NRS453.336.2A/NRS453.3385.1A	\$	29,136.00
150	181000153570	12/21/2018	U.S. Currency	NRS 453.337.2A	\$	728.00
151	181100001923	12/13/2018	U.S. Currency	NRS453.3385.1C/NRS453.321.2A	\$	1,500.00
	181100002128					
152	181100001688	12/21/2018	U.S. Currency	NRS453.3385.1A/NRS453.321.2A	\$	5,552.00
153	181100048665	12/21/2018	U.S. Currency	NRS453.336.2A/NRS453.337.2A	\$	2,061.00
154	181100071230	12/21/2018	U.S. Currency	NRS453.3385.1A	\$	4,420.00
155	181100136815	12/21/2018	U.S. Currency	NRS453.337.2A/NRS453.336.2A	\$	2,440.00
156	181200015812	12/21/2018	U.S. Currency	NRS453.337.2A	\$	4,007.00
157	181000096825	12/28/2018	U.S. Currency	NRS453.3385.1C/NRS453.321.2A	\$	2,712.00
158	180929-3422	12/28/2018	U.S. Currency	NRS453.3385.1A/NRS453.385.1B/NRS453.337.2A	\$	977.00
159	181100062678	12/28/2018	U.S. Currency	NRS453.337.2A/NRS453.337.2B	\$	7,142.00
160	180905-2302	1/3/2019	U.S. Currency	NRS 453.3385.1C	\$	4,396.00
161	180905-2583	1/3/2019	U.S. Currency	NRS 453.3385.1C/NRS453.3385.1B	\$	7,115.00
162	181000166933	1/3/2019	U.S. Currency	NRS453.337.2A	\$	3,097.00
163	181100039642	1/3/2019	U.S. Currency	NRS453.3385	\$	808.00
164	181100076320	1/3/2019	U.S. Currency	NRS453.321.2A/NRS453.401.1A/NRS453.337.2A	\$	696.00
165	181100039085	1/4/2019	U.S. Currency	NRS453.3385/NRS202.360.1	\$	6,122.00
166	181100062449	1/4/2019	U.S. Currency	NRS453.337.2A/NRS453.321.2A	\$	1,385.00
167	18100014871	1/8/2019	U.S. Currency	NRS453.337.2B/NRS200.508.1B1	\$	3,174.00
	181000163071					
168	181000162306	1/8/2019	U.S. Currency	NRS453.3385.1C	\$	5,422.00
169	181100125229	1/11/2019	U.S. Currency	NRS453.337.2A/NRS453.336.2A	\$	20,000.00
170	181200018063	1/11/2019	U.S. Currency	NRS 202.360.1/NRS202.275.2/NRS453.337.2A	\$	1,420.00
171	181200045197	1/11/2019	U.S. Currency	NRS 453.3385.1C	\$	7,953.00
172	181200074888	1/11/2019	U.S. Currency	NRS453.337.2A/NRS205.275.2	\$	1,961.00
173	181200098057	1/11/2019	U.S. Currency	NRS453.337.2B/NRS453.321.2B	\$	921.00
174	181200059699	1/14/2019	U.S. Currency	NRS 453.3385/NRS453.337.2A	\$	3,853.00
	181200069003					
175	181200069720	1/14/2019	U.S. Currency	NRS453.321.2A/NRS453.401.1A	\$	46,928.00
	181200069003					
176	181200069720	1/14/2019	2015 DODGE CHARGER	NRS453.321.2A/NRS453.401.1A	\$	21,673.00
177	181100006543	1/17/2019	U.S. Currency	NRS463.1601	\$	572.00
178	181200087558	1/17/2019	U.S. Currency	NRS 453.3385.1C/NRS 202.360.1/NRS205.273.4	\$	2,195.00
179	181200124472	1/17/2019	U.S. Currency	NRS453.3385.1A	\$	7,500.00
180	181200128553	1/17/2019	U.S. Currency	NRS453.3385.1A/NRS453.321.2A	\$	29,601.00
181	190100008779	1/17/2019	U.S. Currency	NRS453.337.2A/NRS453.321.2A	\$	1,273.00

182	190100009276	1/17/2019	U.S. Currency	NRS453.337.2A/NRS202.360.1	\$	979.00
183	190100009947	1/17/2019	U.S. Currency	NRS453.337.2A/NRS453.321.2A/NRS202.350.1D	\$	663.00
184	190100019254	1/17/2019	U.S. Currency	NRS453.337.2A	\$	505.00
185	190100021134	1/17/2019	U.S. Currency	NRS453.336.2A/NRS453.337.2A/NRS453.3385.1A	\$	851.00
186	190100023916	1/17/2019	U.S. Currency	NRS453.3385.1C/NRS453.337.2A/NRS453.321.2A/NR	\$	560.00
187	190100044027	1/24/2019	U.S. Currency	S202.360.1	\$	2,410.00
188	190100035426	1/24/2019	U.S. Currency	NRS453.337.2A/NRS453.3385.1C	\$	1,620.00
189	181200016754	1/29/2019	U.S. Currency	NRS453.337.2A/NRS453.3385.1C	\$	1,067.00
190	190100035844	1/29/2019	U.S. Currency	NRS453.3385.1C/NRS453.401.1A	\$	7,568.00
191	190100047284	1/29/2019	U.S. Currency	NRS453.3385.1C	\$	1,415.00
192	190100054201	1/29/2019	U.S. Currency	NRS453.337.2A/NRS453.3385.1A	\$	572.00
193	181100035326	2/6/2019	U.S. Currency	NRS453.3385.1C/NRS453.337.2A	\$	805.00
194	181200059796	2/6/2019	1995 GMC SIERRA	NRS205.740	\$	3,462.00
	181200049108					
195	181200050999	2/7/2019	U.S. Currency	NRS453.3385.1C/NRS453.401.1A	\$	2,271.00
196	181200063365	2/7/2019	U.S. Currency	NRS463.160.1	\$	2,319.00
197	190100075898	2/7/2019	U.S. Currency	NRS453.336.2A/NRS453.337.2A/NRS453.321.2A	\$	522.00
198	190100079369	2/7/2019	U.S. Currency	NRS453.337.2A/NRS453.321.2A/NRS453.336.2A	\$	748.00
199	190100096133	2/7/2019	U.S. Currency	NRS453.3362A/NRS453.337.2A/NRS202.360.1	\$	3,159.00
200	190100114131	2/7/2019	U.S. Currency	NRS453.3385.1C	\$	545.00
201	190100115623	2/7/2019	U.S. Currency	NRS453.337.2A/NRS453.336.2A/NRS453.321.2A	\$	848.00
202	180531-1334	2/7/2019	U.S. Currency	NRS205.060.2/NRS205.0835	\$	3,646.03
	190100079623					
203	190100079765	2/8/2019	U.S. Currency	NRS453.338.2A/NRS202.360.1	\$	1,708.00
				NRS453.3385.1CA/NRS453.336.2/NRS202.360.1/NRS		
204	190100138572	2/8/2019	U.S. Currency	205.275.2	\$	2,005.00
205	190100104197	2/12/2019	U.S. Currency	NRS453.337.2A/NRS453.3385.1A	\$	10,719.00
206	190100088423	2/13/2019	U.S. Currency	NRS453.337.2A/NRS453.3385.1A	\$	664.00
207	190100109768	2/13/2019	U.S. Currency	NRS453.337.2A/NRS202.360.1	\$	1,507.00
208	181200120209	2/20/2019	U.S. Currency	NRS453.337.2A	\$	815.00
209	190100124788	2/20/2019	U.S. Currency	NRS453.337.2B/NRS453.336.2A	\$	981.00
210	190100137122	2/20/2019	U.S. Currency	NRS453.3385.1C/NRS453.321.2A	\$	9,763.00
211	190100134134	2/20/2019	U.S. Currency	NRS453.337.2A/NRS453.3385.1A	\$	692.03
212	190200002484	2/20/2019	U.S. Currency	NRS463.160.1	\$	751.00
213	181200064383	2/28/2019	U.S. Currency	NRS453.3385.1A/NRS453.337.2A	\$	1,252.00
214	181200085149	2/28/2019	U.S. Currency	NRS 453.337.2A	\$	4,553.00
215	181200097852	2/28/2019	U.S. Currency	NRS 453.337.2A	\$	2,599.00
216	181200106108	2/28/2019	U.S. Currency	NRS453.337.2A/NRS453.336.2A/NRS453.3385.1A	\$	2,215.00
217	190100115920	3/7/2019	U.S. Currency	NRS453.3385.1A	\$	3,157.00
218	181200073280	3/7/2019	U.S. Currency	NRS435.336.2A	\$	872.00
219	181200117676	3/7/2019	U.S. Currency	NRS453.337.2A/NRS453.3385.1C/NRS453.3385.1A	\$	6,884.00
220	190100043703	3/7/2019	U.S. Currency	NRS453.337.2A/NRS202.360.2	\$	968.00
221	190100057188	3/7/2019	U.S. Currency	NRS453.3385.1C/NRS453.321	\$	2,185.00
222	190100113399	3/7/2019	U.S. Currency	NRS453.3385.1C/NRS453.336.2A/NRS453.337.2A	\$	560.00
223	190200000397	3/7/2019	U.S. Currency	NRS201.300.1/NRS201.320/NRS201.360.2B	\$	23,935.00
224	190200051438	3/8/2019	U.S. Currency	NRS453.3385.1B/NRS453.337.2A	\$	23,047.00
				NRS453.3385.1A/NRS453.337.2A/NRS453.351/NRS2		
225	190200066348	3/8/2019	U.S. Currency	05.273.4	\$	855.00

226	190200069589	3/8/2019	U.S. Currency	NRS453.337.2A	\$	2,333.00
227	190200082099	3/8/2019	U.S. Currency	NRS453.337.2A/NRS453.401.1A	\$	630.00
228	190200054268	3/11/2019	U.S. Currency	NRS453.316.1/NRS453.401.1A	\$	1,831.00
229	190200031684	3/13/2019	U.S. Currency	NRS453.336.2A/NRS453.337.2A	\$	816.00
230	190200034638	3/13/2019	U.S. Currency	NRS 453.337.2A	\$	910.00
231	190200059217	3/13/2019	U.S. Currency	NRS 453.37.2B/NRS453.401.1A	\$	540.00
232	190100135599	3/13/2019	U.S. Currency	NRS453.3385.1A/NRS453.338.2A	\$	793.00
233	190100083974	3/15/2019	U.S. Currency	NRS 453.322/NRS453.338.2B/NRS453.401.1A	\$	1,177.00
234	190100048130	3/15/2019	U.S. Currency	NRS 205.060.2/NRS205.222.3	\$	951.00
235	190200086934	3/15/2019	U.S. Currency	NRS453.337.2A	\$	1,857.00
236	190200086363	3/15/2019	U.S. Currency	NRS453.337.2A/NRS453.336.2A/NRS202.360.1	\$	1,255.00
237	190200039219	3/15/2019	U.S. Currency	NRS453.3385.1/NRS453.337.2A	\$	3,600.00
238	190200068572	3/18/2019	U.S. Currency	NRS453.3385.1C/NRS453.3385.1B/NRS453.337.2A	\$	1,580.00
239	190200095341	3/6/2019	U.S. Currency	NRS453.337.2A	\$	3,005.00
240	190200111604	3/6/2019	U.S. Currency	NRS453.337.2A /NRS205.275.2	\$	1,002.00
241	190200124175	3/6/2019	U.S. Currency	NRS453.337.2A/NRS453.3385.1C/NRS202.360.1	\$	1,290.00
242	190300002135	3/25/2019	U.S. Currency	NRS453.337.2A	\$	561.00
243	190300005117	3/25/2019	U.S. Currency	NRS453.337.2A/NRS453.336.2A/NRS202.360.1	\$	7,330.00
244	190300021656	3/25/2019	U.S. Currency	NRS453.3395.3/NRS453.337.2A/NRS453.3385.1C/NR S453.321.2A	\$	5,339.00
245	190300037041	3/25/2019	U.S. Currency	NRS453.337.2A/NRS453.336.2A	\$	763.00
246	190100037874	3/25/2019	U.S. Currency	NRS453.3395.3	\$	3,220.00
247	190300066578	3/25/2019	1995 GMC SIERRA	NRS205.740	\$	2,600.00
248	190300006380	4/2/2019	U.S. Currency	NRS453.337.2A	\$	2,480.00
249	190300053465	4/2/2019	U.S. Currency	NRS453.337.2A	\$	1,077.00
250	190300066061	4/2/2019	U.S. Currency	NRS453.3385.1C/NRS453.338.2A	\$	80,711.00
251	190100145318	4/9/2019	U.S. Currency	NRS453.3393/NRS453.336.2A	\$	1,000.00
252	190100134702	4/9/2019	U.S. Currency	NRS453.000/NRS453.321/NRS453.3385/NRS453.321	\$	3,468.00
253	190200066785	4/16/2019	U.S. Currency	NRS453.3393	\$	1,688.00
254	190200072217	4/16/2019	U.S. Currency	NRS453.337.2A/NRS453.316.1	\$	728.00
255	190300031957	4/16/2019	U.S. Currency	NRS 453.3385.1C/NRS453.3385.1A/NRS202.30.1	\$	9,107.00
256	190300055870	4/17/2019	U.S. Currency	NRS 453.3385.1B/NRS453.3385.1A/NRS453.337.2A/NRS2 02.360.1	\$	1,176.00
257	190300057749	4/17/2019	U.S. Currency	NRS453.337.2A/NRS454.316.1	\$	1,367.82
258	190300074291	4/17/2019	U.S. Currency	NRS453.337.2A/NRS202.350.1D	\$	809.00
259	190300081872	4/17/2019	U.S. Currency	NRS453.321.2A/NRS 202.360.1	\$	1,032.00
260	190300076266	4/17/2019	U.S. Currency	NRS453.336.2A	\$	640.00
261	190300121192	4/17/2019	U.S. Currency	NRS453.3385.1C	\$	1,889.00
262	190300131371	4/17/2019	U.S. Currency	NRS453.337.2A	\$	500.00
263	190300137000	4/17/2019	U.S. Currency	NRS453.3385.1C/NRS453.337.2A	\$	3,271.00
264	190300141638	4/17/2019	U.S. Currency	NRS453.337.2A	\$	1,315.00
265	190300139939	4/17/2019	U.S. Currency	NRS453.337.2A/NRS453.3385.1C/NRS453.3385.1A	\$	1,414.00
266	190400003358	4/17/2019	U.S. Currency	NRS453.321.2A/NRS202.360.1/NRS205.275.2C	\$	1,241.00
267	190400002634	4/17/2019	U.S. Currency	NRS453.336.2A/NRS453.337.2A/NRS453.3385.1B	\$	1,045.00
268	190300065955	4/17/2019	U.S. Currency	NRS453.337.2A	\$	1,480.00
269	190400011901	4/17/2019	U.S. Currency	NRS201.300.1/NRS201.320/NRS201360.2B	\$	824,526.64
	190400011901	4/17/2019	2018 MERCEDES-BENZ GLE43	NRS201.300.1/NRS201.320/NRS201360.2B	\$	58,075.00

	190400011901	4/17/2019	REAL PROPERTY	NRS201.300.1/NRS201.320/NRS201360.2B	\$ 508,203.00
	190400011901	4/17/2019	REAL PROPERTY	NRS201.300.1/NRS201.320/NRS201360.2B	\$ 413,603.00
270	190100028114	4/25/2019	U.S. Currency	NRS453.3385.1C/NRS453.321.2A	\$ 6,960.00
271	190200020645	4/25/2019	U.S. Currency	NRS453.3385.1A/NRS205.060.2/NRS205.090/NRS205.0835.3	\$ 1,720.00
272	190200063844	4/26/2019	U.S. Currency	NRS453.3385.1C/NRS453.321.2A/NRS453.401.1A	\$ 2,494.00
273	190300097212	5/3/2019	2004 DODGE RAM	NRS 205.760.1	\$ 6,928.00
274	190300097313	5/3/2019	1997 DOGE RAM	NRS 205.760.1	\$ 2,849.00
275	190300096343	5/3/2019	2008 CHEVROLET EXPRESS VAN	NRS 205.760/NRS205.740	\$ 10,719.00
276	190300094852	5/3/2019	2005 NISSAN TITAN	NRS205.760.1	\$ 7,192.00
277	190300096986	5/6/2019	2005 DODGE RAM	NRS 205.740	\$ 7,790.00
278	190300096437	5/6/2019	2006 FORD F-150	NRS 205.740	\$ 8,623.00
279	190300096114	5/6/2019	FUEL TANK, PUMPS, METER HOSE & NOZZLE	NRS 205.740	\$ -
280	190400028657	5/8/2019	U.S. Currency	NRS205.0835/NRS 205760.1/NRS205.740	\$ 540.00
281	190400058182	5/8/2019	U.S. Currency	NRS453.337.2C	\$ 910.00
282	190400079465	5/8/2019	U.S. Currency	NRS453.3385.1B	\$ 689.00
283	190400089081	5/8/2019	U.S. Currency	NRS453.336.2A/453.3385.1C/453.337.2A	\$ 1,606.00
284	190400088561	5/8/2019	U.S. Currency	NRS453.337.2A/453.336.4D	\$ 4,713.00
285	190400097031	5/8/2019	U.S. Currency	NRS453.336.2A/453.3385.1A/453.337.2A/453.321.2A	\$ 742.00
286	190400100434	5/8/2019	U.S. Currency	NRS453.337.2A	\$ 876.00
287	190400119332	5/8/2019	U.S. Currency	NRS453.337.2A/453.321.2A	\$ 1,690.00
288	190400061160	5/20/2019	U.S. Currency	NRS453.3385.1A/453.321.2A/453.401.1A	\$ 2,620.00
289	190400081486	5/20/2019	U.S. Currency	NRS453.3385.1B	\$ 6,291.00
290	190400092150	5/20/2019	U.S. Currency	NRS453.3385.1C/453.3395.3/453.401.1A	\$ 15,974.00
291	190400129524	5/20/2019	U.S. Currency	NRS453.3385.1C/453.337.2A	\$ 1,215.00
292	190400130287	5/20/2019	U.S. Currency	NRS453.3385.1C/453.337.2A	\$ 582.00
293	190300146332	5/20/2019	U.S. Currency	NRS453.3385.1A	\$ 1,000.00
294	190400134966	5/20/2019	U.S. Currency	NRS453.337.2A/453.401.1A	\$ 809.00
295	190400131445	5/20/2019	U.S. Currency	NRS453.3393/453.338.2A/202.360.1	\$ 3,120.00
296	190400143356	5/20/2019	U.S. Currency	NRS453.337.2A/453.3385.1C/202.360.1/205.275.2	\$ 7,902.00
297	190400147828	5/20/2019	U.S. Currency	NRS453.3385.1C/453.401.1A	\$ 23,260.00
298	190400148770	5/20/2019	U.S. Currency	NRS453.3385.1B/453.337.2A	\$ 4,624.00
299	190500010121	5/20/2019	U.S. Currency	NRS453.337.2A	\$ 658.00
300	190500061479	5/23/2019	2004 NISSAN TITAN	NRS205.740	\$ 6,497.00
301	19040009632	5/23/2019	U.S. Currency	NRS453.321.2A/453.3385.1A/453.337.2A/453.3385.1C	\$ 1,805.00
302	190500000466	5/23/2019	U.S. Currency	NRS453.3385.1A/453.3385.1C	\$ 600.00
303	190500012474	5/23/2019	U.S. Currency	NRS453.336.2A/453.338.2A	\$ 1,002.00
304	190400059753	6/3/2019	U.S. Currency	NRS453.3385.1C/453.337.2A	\$ 1,370.00
305	190500013894	6/3/2019	U.S. Currency	NRS453.337.2A/453.3385.1A/202.360.1	\$ 4,221.00
306	190500028590	6/3/2019	U.S. Currency	NRS453.337.2A/453.321	\$ 1,007.00
307	190500015584	6/3/2019	U.S. Currency	NRS453.337.2A	\$ 832.00
308	190500047894	6/3/2019	U.S. Currency	NRS453.3385.1C/453.336.2A	\$ 1,620.00
309	190500052508	6/3/2019	U.S. Currency	NRS453.401/453.3395.1/453.321.2A	\$ 1,697.02
310	190500063697	6/3/2019	U.S. Currency	NRS453.3385.1A	\$ 1,190.00
311	190500064521	6/3/2019	U.S. Currency	NRS453.337.2A	\$ 1,365.00
312	190500073948	6/3/2019	U.S. Currency	NRS453.337.2A	\$ 4,402.00

313	190500078526	6/3/2019	U.S. Currency	NRS453.3385.1C/453.337.2A/453.401.1A	\$ 4,830.00
314	190300040833	6/7/2019	U.S. Currency	NRS 463.160.1	\$ 6,140.00
315	190500048375	6/7/2019	U.S. Currency	NRS453.337.2A/453.3385.1B	\$ 1,110.00
316	190500085694	6/7/2019	U.S. Currency	NRS453.336.2A/453.337.2A/453.3385.1A	\$ 1,315.00
317	190500094289	6/7/2019	U.S. Currency	NRS453.3362A/453.321.2A/453.3385.1A	\$ 1,039.00
318	190500096743	6/7/2019	U.S. Currency	NRS453.337.2A/202.360.1	\$ 720.00
319	190500099891	6/7/2019	U.S. Currency	NRS453.338.2A/453.337.2A/453.3385.1A	\$ 793.00
	190500027153				
320	190500028237	6/13/2019	U.S. Currency	NRS453.321-A/NRS453.3385.1C/NRS202.360.1	\$ 1,108.00
321	190500066825	6/13/2019	U.S. Currency	NRS453.337.2A	\$ 5,280.00
322	190500102013	6/13/2019	U.S. Currency	NRS453.336.2A/NRS202.360.1	\$ 3,106.00
323	190400021919	6/13/2019	U.S. Currency	NRS200.310.1/NRS201.300.2/NRS201.320	\$ 1,253.00
	190400051381				
	190400051328				
324	190400051255	6/13/2019	U.S. Currency	NRS453.401.1A/NRS453.337.2A/453.336.2A/453.3385.1A	\$ 7,557.00
325	190400000331	6/14/2019	U.S. Currency	NRS205.462.B/NRS205.463.1/NRS205.740	\$ 17,512.00
326	190600002530	6/24/2019	U.S. Currency	NRS453.3385/453.321.2A/179.203	\$ 25,000.00
327	190600012605	6/24/2019	U.S. Currency	NRS 202.360.1/453.3385.1A/453.337.2A/453.401.1A/485.187.2	\$ 2,830.00
328	190600016771	6/24/2019	U.S. Currency	NRS 453.337.2A	\$ 1,784.00
329	190500002211	6/24/2019	U.S. Currency	NRS 453.321.2A/483.560.1/482.545.1	\$ 3,938.00
	190500136984				
330	190500136946	6/30/2019	2002 CHEVY SILVERADO	NRS 205.740	\$ 6,523.00
	190500136984				
	190500136946	6/30/2019	2003 FORD F-150	NRS 205.740	\$ 9,238.00
	190500136984				
	190500136946	6/30/2019	1194 FORD RANGER	NRS 205.740	\$ 3,175.00
Total Martket Value of Seized Property:					\$ 3,507,876.74

** For additional items of property, please insert additional lines above "total seized"

**Make sure the sum function, totalling Agency's Market Value of Properties is still accurate

PART III – Property Forfeited

☐ Null Reporting for Forfeitures: Check if this agency engaged in no forfeitures during this reporting period.

	Agency's Event ID or Case #	Date of Disposition	Property Type/Description	Amount Forfeited to Agency	Total Amount Paid to Others
1	170321-0288	7/2/2018	US Currency	\$ 10,684.00	
2	161213-1159	7/2/2018	US Currency	\$ 200.00	\$ 48.00
3	161213-0986	7/2/2018	US Currency	\$ 5,910.00	\$ 1,376.40
4	160628-2971	7/2/2018	US Currency	\$ 1,364.00	
5	140219-2792	7/2/2018	JEWELRY-Auctioned	\$ 0.42	
6	170127-1299	7/2/2018	TOOLS-Auctioned	\$ 105.12	
7	171203-1227	7/5/2018	US Currency	\$ 705.00	
8	180108-3694	7/6/2018	US Currency	\$ 1,868.00	
9	161221-0544	7/6/2018	US Currency	\$ 985.00	
10	180101-3745	7/9/2018	US Currency	\$ 30.00	
11	180526-3385	7/9/2018	US Currency	\$ 200.00	
12	180322-1763	7/9/2018	US Currency	\$ 94.00	
13	180509-2469	7/9/2018	US Currency	\$ 105.00	
14	180609-0442	7/9/2018	US Currency	\$ 295.00	

15	180505-0525	7/10/2018	US Currency	\$	197.07	
16	180523-2441	7/10/2018	US Currency	\$	2,228.00	
17	180419-2457	7/10/2018	US Currency	\$	307.00	
18	180502-2397	7/16/2018	US Currency	\$	1,401.00	\$ 280.20
19	180406-2819	7/16/2018	US Currency	\$	4,429.00	
20	180318-0374	7/16/2018	US Currency	\$	637.00	
21	180513-2542	7/16/2018	US Currency	\$	94.00	
22	180302-2469	7/16/2018	US Currency	\$	947.30	
23	180324-3383	7/16/2018	US Currency	\$	1,562.65	
24	170329-2602	7/16/2018	US Currency	\$	217.00	
25	180626-3448	7/16/2018	US Currency	\$	387.00	
26	151120-0264	7/16/2018	US Currency	\$	405.00	
27	180308-4034	7/17/2018	US Currency	\$	1,160.00	
28	170627-2390	7/17/2018	US Currency	\$	3,765.00	
29	180312-0299	7/17/2018	US Currency	\$	965.00	
30	180526-1274	7/18/2018	US Currency	\$	500.00	
31	180523-4711	7/19/2018	US Currency	\$	588.00	
32	171008-0171	7/23/2018	US Currency	\$	834.00	
33	150711-4473	7/26/2018	US Currency	\$	7,091.00	
34	180626-4538	7/26/2018	US Currency	\$	2,013.00	
35	171115-2310	7/26/2018	US Currency	\$	9,469.00	
36	171018-3488	7/26/2018	US Currency	\$	3,061.00	
37	170403-3708	7/26/2018	US Currency	\$	20,015.00	
38	170127-1299	7/30/2018	JEWELRY-Auctioned	\$	20.54	
39	170216-0891	7/31/2018	US Currency	\$	23,265.00	
40	160822-2820	8/3/2018	US Currency	\$	1,965.00	
41	170207-3838	8/3/2018	US Currency	\$	111,010.00	\$ 64,838.48
42	150604-0087	8/3/2018	US Currency	\$	981.00	
43	170216-1067	8/3/2018	US Currency	\$	2,500.00	
44	161012-0815	8/3/2018	US Currency	\$	1,263.00	
45	170211-0218	8/3/2018	US Currency	\$	980.00	
46	170214-2276	8/3/2018	US Currency	\$	22,100.00	\$ 11,401.00
47	18-04723 HPD	8/6/2018	US Currency	\$	8,385.79	
48	180622-3351	8/7/2018	US Currency	\$	1,076.00	
49	151105-0676	8/7/2018	US Currency	\$	7,056.00	
50	180605-2475	8/8/2018	US Currency	\$	576.00	
51	180605-2475	8/8/2018	US Currency	\$	166.00	
52	180221-3383	8/15/2018	US Currency	\$	1,395.00	
53	180216-3108	8/15/2018	US Currency	\$	2,547.00	
54	170330-1701	8/27/2018	US Currency	\$	10,661.00	\$ 852.88
55	150807-3172	8/27/2018	JEWELRY-Auctioned	\$	170.15	
56	151004-0882	8/27/2018	JEWELRY-Auctioned	\$	1.69	
57	160202-2602	8/27/2018	JEWELRY-Auctioned	\$	1.65	
58	170427-2750	8/27/2018	JEWELRY-Auctioned	\$	1.99	
59	170720-1885	8/27/2018	JEWELRY-Auctioned	\$	1.69	
60	171125-1089	8/27/2018	JEWELRY-Auctioned	\$	3.90	
61	180210-3397	8/28/2018	US Currency	\$	2,990.00	
62	180512-4021	8/28/2018	US Currency	\$	1,770.00	
63	170803-2576	8/28/2018	US Currency	\$	896.00	
64	180506-4096	8/28/2018	US Currency	\$	1,299.00	
65	170927-3546	8/29/2018	US Currency	\$	374.00	
66	180117-4371	8/29/2018	US Currency	\$	160.00	
67	970115-1523	8/30/2018	US Currency	\$	281.29	
68	180418-3344	8/30/2018	US Currency	\$	753.00	

69	180422-0929	8/30/2018	US Currency	\$	1,011.00	
70	180412-2499	8/31/2018	US Currency	\$	3.00	
71	160910-2589	8/31/2018	US Currency	\$	447.00	
72	180322-2607	8/31/2018	US Currency	\$	377.00	
73	180505-0080	8/31/2018	US Currency	\$	2,026.00	
74	180509-3462	8/31/2018	US Currency	\$	351.00	
75	170111-3831	8/31/2018	US Currency	\$	186.00	
76	180411-0740	9/4/2018	US Currency	\$	1,094.00	
77	180519-3854	9/4/2018	US Currency	\$	333.00	
78	180329-1216	9/5/2018	US Currency	\$	623.00	
79	170414-3379	9/6/2018	US Currency	\$	10,461.09	
80	170606-2874	9/6/2018	US Currency	\$	3,400.00	
81	170505-0612	9/6/2018	US Currency	\$	6,883.00	
82	170320-3911	9/6/2018	US Currency	\$	550.00	
83	170412-2706	9/6/2018	US Currency	\$	538.00	
84	170421-2915	9/6/2018	US Currency	\$	763.00	
85	170428-3719	9/6/2018	US Currency	\$	513.00	
86	170506-3329	9/6/2018	US Currency	\$	600.00	
87	170512-0213	9/6/2018	US Currency	\$	906.00	
88	170506-0900	9/6/2018	US Currency	\$	560.00	
89	170402-1915	9/6/2018	US Currency	\$	935.00	
90	160317-2951	9/6/2018	US Currency	\$	794.00	
91	170216-2996	9/6/2018	US Currency	\$	2,393.72	
92	170511-2298	9/6/2018	US Currency	\$	1,184.00	
93	170518-4374	9/6/2018	US Currency	\$	1,522.00	
94	180801-3100	9/10/2018	US Currency	\$	4,200.00	\$ 336.00
95	170711-3211	9/13/2018	US Currency	\$	3,087.00	
96	180828-3485	9/13/2018	US Currency	\$	336.00	
97	180723-2793	9/20/2018	US Currency	\$	720.00	
98	180530-0545	9/20/2018	US Currency	\$	330.00	
99	170920-3561	9/20/2018	US Currency	\$	1,153.00	\$ 78.24
100	180805-4274	9/21/2018	US Currency	\$	644.00	
101	180911-0801	9/21/2018	US Currency	\$	269.00	
102	120716-3937	9/24/2018	US Currency	\$	140.00	
103	180723-2793	9/24/2018	US Currency	\$	187.00	
104	150822-4418	9/24/2018	US Currency	\$	143.00	
105	180716-3326	9/24/2018	US Currency	\$	26.00	
106	180703-2896	9/24/2018	US Currency	\$	1,414.00	\$ 113.12
107	180706-2490	9/25/2018	US Currency	\$	82.10	
108	180808-3322	9/25/2018	US Currency	\$	443.00	
109	170318-3437	9/26/2018	US Currency	\$	970.85	
110	180314-3832	9/28/2018	US Currency	\$	2,470.00	
111	171112-0350	9/28/2018	US Currency	\$	625.00	
112	180125-3509	9/28/2018	US Currency	\$	21,430.00	
113	180428-3005	9/28/2018	US Currency	\$	1,525.00	
114	170105-3639	9/28/2018	US Currency	\$	4,805.00	
115	180103-2468	9/28/2018	US Currency	\$	1,122.00	
116	161008-2732	10/1/2018	COMPUTER-Auctioned	\$	26.37	
117	170616-4627	10/1/2018	COMPUTER-Auctioned	\$	22.74	
118	171125-1089	10/1/2018	TOOLS-Auctioned	\$	205.24	
119	160229-4034	10/1/2018	POWER STRIP-Auctioned	\$	0.36	
120	18-04723 HPD	10/3/2018	US Currency	\$	1,533.60	
121	180815-4170	10/4/2018	US Currency	\$	235.00	
122	180921-4612	10/4/2018	US Currency	\$	123.41	

123	170614-3561	10/8/2018	US Currency	\$	3,000.00	\$	240.00
124	170120-3041	10/8/2018	US Currency	\$	3,069.00	\$	1,167.60
125	170406-3476	10/8/2018	US Currency	\$	2,535.00		
126	170211-3732	10/8/2018	US Currency	\$	624.00		
127	170303-1737	10/8/2018	US Currency	\$	1,189.00	\$	324.48
128	170211-3363	10/8/2018	US Currency	\$	36,014.00	\$	3,046.32
129	170114-3131	10/8/2018	US Currency	\$	996.00		
130	170615-4077	10/8/2018	US Currency	\$	2,300.00	\$	184.00
131	170606-4550	10/8/2018	US Currency	\$	1,200.00		
132	170615-3438	10/8/2018	US Currency	\$	13,740.00	\$	1,502.40
133	170607-4834	10/8/2018	US Currency	\$	954.00		
134	180727-1775	10/10/2018	US Currency	\$	546.00		
135	180830-3955	10/11/2018	US Currency	\$	30.00		
136	121002-1946	10/11/2018	US Currency	\$	350.00		
137	180901-3118	10/11/2018	US Currency	\$	1,055.00		
138	180627-2558	10/18/2018	US Currency	\$	3,427.00		
139	180902-0149	10/18/2018	US Currency	\$	110.00		
140	180501-0335	10/18/2018	US Currency	\$	290.00		
141	171212-2720	10/18/2018	US Currency	\$	73.00		
142	171103-1745	10/30/2018	US Currency	\$	9,194.00		
143	171114-1246	10/30/2018	US Currency	\$	330.00		
144	180502-3067	10/30/2018	US Currency	\$	1,870.00	\$	219.96
145	181002-3763	10/30/2018	US Currency	\$	2,157.00	\$	172.56
146	131020-1546	10/31/2018	SNOW BOARD-Auctioned	\$	9.57		
147	160216-2102	10/31/2018	TOOLS-Auctioned	\$	4.79		
148	160216-2102	10/31/2018	ELECTRONICS-Auctioned	\$	7.70		
149	160229-4034	10/31/2018	TOOLS & ELECTRONICS-Auctioned	\$	40.02		
150	180820-2399	11/5/2018	US Currency	\$	1,195.00		
151	180112-3996	11/5/2018	US Currency	\$	4,055.00		
152	170131-3199	11/5/2018	US Currency	\$	10,558.00		
153	170403-2018	11/5/2018	US Currency	\$	5,564.00		
154	170616-4438	11/5/2018	US Currency	\$	622.00		
155	170301-3141	11/5/2018	US Currency	\$	7,500.00	\$	578.47
156	170525-3160	11/5/2018	US Currency	\$	2,624.00	\$	195.92
157	170422-3362	11/5/2018	US Currency	\$	762.00		
158	170520-2531	11/5/2018	US Currency	\$	6,171.00		
159	170517-2337	11/5/2018	US Currency	\$	505.00		
160	170304-3018	11/5/2018	US Currency	\$	637.00		
161	DR18-10410 HPD	11/5/2018	US Currency	\$	349.42		
162	180411-4946	11/6/2018	US Currency	\$	1,219.00		
163	180730-1216	11/6/2018	US Currency	\$	49.00		
164	180331-0056	11/13/2018	US Currency	\$	578.00		
165	180127-0519	11/13/2018	US Currency	\$	1,391.00		
166	180209-2168	11/13/2018	US Currency	\$	10.00		
167	181000118961	11/13/2018	US Currency	\$	2,745.00		
168	181000119104	11/13/2018	US Currency	\$	170.00		
169	180930-2794	11/13/2018	US Currency	\$	298.00		
170	180930-2794	11/13/2018	US Currency	\$	119.00		
171	180820-3742	11/14/2018	US Currency	\$	155.00		
172	171214-1712	11/14/2018	US Currency	\$	50.00		
173	160715-2929	11/14/2018	US Currency	\$	160.00		
174	180810-2964	11/14/2018	US Currency	\$	1.00		
175	180804-0475	11/14/2018	US Currency	\$	106.00		
176	180808-3327	11/14/2018	US Currency	\$	181.00		

177	180422-1461	11/19/2018	US Currency	\$	826.00	
178	170922-2602	11/27/2018	US Currency	\$	3,092.00	
179	180926-0537	11/27/2018	US Currency	\$	936.00	
180	181009-4263	11/27/2018	US Currency	\$	326.00	
181	180425-4163	12/3/2018	US Currency	\$	6.00	
182	180901-3488	12/3/2018	US Currency	\$	1,025.95	
183	18100077070	12/3/2018	US Currency	\$	142.00	
184	150825-0605	12/3/2018	US Currency	\$	545.00	
185	180626-4230	12/3/2018	US Currency	\$	100.00	
186	180926-0576	12/3/2018	US Currency	\$	70.00	
187	180927-1680	12/3/2018	US Currency	\$	2,080.00	
188	180914-2076	12/3/2018	US Currency	\$	74.02	
189	170808-1913	12/3/2018	US Currency	\$	69,857.00	
190	170709-3927	12/3/2018	US Currency	\$	830.00	
191	170516-3104	12/3/2018	US Currency	\$	621.38	
192	170607-2760	12/3/2018	US Currency	\$	1,505.00	
193	170816-4320	12/3/2018	US Currency	\$	3,007.00	
194	170823-4141	12/3/2018	US Currency	\$	567.00	
195	170709-0845	12/3/2018	US Currency	\$	1,569.00	
196	170520-2064	12/3/2018	US Currency	\$	511.00	
197	170101-4514	12/3/2018	US Currency	\$	8,600.00	
198	170518-4040	12/3/2018	US Currency	\$	2,993.00	\$ 194.43
199	170518-3777	12/3/2018	US Currency	\$	709.00	\$ 45.61
200	170504-2819	12/3/2018	US Currency	\$	2,943.00	\$ 235.44
201	170530-2079	12/3/2018	US Currency	\$	1,000.00	
202	171114-1246	12/3/2018	2010 CHEVY CAMARO	\$	9,025.00	
203	161129-3812	12/3/2018	2011 VW JETTA	\$	3,990.00	
204	171115-2310	12/3/2018	2013 MERCEDES C250	\$	10,640.00	
205	170826-1499	12/3/2018	2006 TOYOTA SCION	\$	2,850.00	
206	170910-3239	12/3/2018	2006 TOYOTA TACOMA	\$	8,075.00	
207	160621-2899	12/3/2018	2006 BMW 525I	\$	2,850.00	
208	170730-2327	12/3/2018	2016 YAMAHA	\$	2,850.00	
209	170404-3580	12/3/2018	2004 CHEVY PICKUP	\$	3,705.00	
210	171125-1089	12/3/2018	GOLF CLUB-Auctioned	\$	68.75	
211	131020-1546	12/3/2018	SNOW BOARD-Auctioned	\$	31.26	
212	160216-2102	12/3/2018	TOOLS-Auctioned	\$	1.81	
213	160229-4034	12/3/2018	ELECTRONICS-Auctioned	\$	1.81	
214	160216-2102	12/3/2018	SPEAKERS-Auctioned	\$	43.67	
215	160202-2602	12/3/2018	GOLF CLUB & BAG-Auctioned	\$	4.64	
216	HPD-19-00545	12/5/2018	US Currency	\$	151.47	
217	181004-3750	12/6/2018	US Currency	\$	769.00	
218	180522-0579	12/6/2018	US Currency	\$	6.36	
219	180905-2092	12/11/2018	US Currency	\$	4,141.00	\$ 827.90
220	180323-3455	12/12/2018	US Currency	\$	903.00	
221	180412-2898	12/12/2018	US Currency	\$	956.00	
222	180408-2973	12/12/2018	US Currency	\$	2,004.00	
223	180611-2891	12/12/2018	US Currency	\$	3,998.00	
224	161028-3780	12/12/2018	US Currency	\$	4,133.00	
225	NLVPD 170607-9838	12/12/2018	US Currency	\$	12,387.00	
226	180117-3834	12/21/2018	US Currency	\$	1,210.00	\$ 73.84
227	180210-2766	12/27/2018	US Currency	\$	573.00	
228	HPD-19-08004	12/31/2018	2006 DODGE	\$	467.58	
229	HPD-18-10198	12/31/2018	US Currency	\$	213.93	
230	170427-2750	12/31/2018	NECKLACE-Auctioned	\$	0.33	

231	151004-0882	12/31/2018	NECKLACE-Auctioned	\$	0.27	
232	180320-4453	1/3/2019	US Currency	\$	1,017.00	
233	180727-3832	1/3/2019	US Currency	\$	1,216.00	
234	180819-0965	1/3/2019	US Currency	\$	529.00	
235	180520-4442	1/3/2019	US Currency	\$	1,628.00	
236	180411-3903	1/3/2019	US Currency	\$	18,414.00	
237	170613-4117	1/3/2019	US Currency	\$	501.00	
238	170730-3272	1/3/2019	US Currency	\$	2,421.00	
239	160526-4240	1/3/2019	US Currency	\$	1,490.00	
240	171024-2631	1/3/2019	US Currency	\$	1,251.26	
241	170910-3127	1/3/2019	US Currency	\$	564.00	
242	170818-4275	1/3/2019	US Currency	\$	1,581.00	
243	170811-2663	1/3/2019	US Currency	\$	851.00	
244	170713-2786	1/3/2019	US Currency	\$	500.00	
245	161030-2341	1/3/2019	US Currency	\$	2,000.00	
246	161030-2341	1/3/2019	US Currency	\$	5,069.00	
247	180619-2556	1/3/2019	US Currency	\$	5,539.00	
248	180302-3142	1/4/2019	US Currency	\$	1,196.00	
249	180905-2302	1/8/2019	US Currency	\$	4,396.00	\$ 1,758.40
250	180905-2583	1/8/2019	US Currency	\$	7,115.00	\$ 569.20
251	160519-3387	1/8/2019	US Currency	\$	473.00	
252	181100002128	1/18/2019	US Currency	\$	4,600.00	
253	181100137891	1/24/2019	US Currency	\$	685.00	
254	161208-0484	1/24/2019	US Currency	\$	12,981.00	\$ 3,115.44
255	180926-4167	1/28/2019	US Currency	\$	1,024.00	
256	170520-1083	1/28/2019	US Currency	\$	888.00	
257	181200074979	1/28/2019	US Currency	\$	117.00	
258	130130-2626	1/28/2019	US Currency	\$	140.00	
259	180413-0345	1/28/2019	US Currency	\$	66.00	
260	180606-3062	1/28/2019	US Currency	\$	105.00	
261	181100014337	1/28/2019	US Currency	\$	205.00	
262	180331-4537	1/28/2019	US Currency	\$	99.00	
263	180921-0058	1/28/2019	US Currency	\$	8,376.00	
264	181100025937	1/29/2019	US Currency	\$	155.00	
265	181100077284	1/29/2019	US Currency	\$	60.00	
266	181005-3595	1/29/2019	US Currency	\$	71.00	
267	180730-0653	1/29/2019	US Currency	\$	353.00	
268	181200097590	1/29/2019	US Currency	\$	238.96	
269	180622-2686	1/29/2019	US Currency	\$	314.00	
270	180727-1469	1/29/2019	US Currency	\$	1,486.00	
271	180503-3902	1/29/2019	US Currency	\$	286.00	
272	181100057645	1/29/2019	US Currency	\$	60.00	
273	171109-3922	1/29/2019	US Currency	\$	34.00	
274	180606-2257	2/5/2019	US Currency	\$	641.00	
275	180816-4340	2/5/2019	US Currency	\$	3,301.00	
276	180801-4599	2/5/2019	US Currency	\$	700.00	
277	170630-2013	2/5/2019	US Currency	\$	5,900.00	
278	170301-3859	2/5/2019	US Currency	\$	2,203.00	
279	170618-3376	2/5/2019	US Currency	\$	5,300.00	
280	170804-3111	2/5/2019	US Currency	\$	60,000.00	\$ 15,247.18
281	170908-2889	2/5/2019	US Currency	\$	625.00	
282	170328-0632	2/5/2019	US Currency	\$	635.00	
283	181200049108	2/12/2019	US Currency	\$	2,131.00	\$ 170.48
284	181100035326	2/12/2019	US Currency	\$	805.00	

285	181200056093	2/12/2019	US Currency	\$	138.00	
286	170626-3308	2/12/2019	US Currency	\$	1,431.00	\$ 569.46
287	170629-3263	2/12/2019	US Currency	\$	6,330.75	\$ 51.48
288	181100006543	2/19/2019	US Currency	\$	572.00	
289	190200059050	2/21/2019	US Currency	\$	4,896.00	
290	180714-3439	2/21/2019	US Currency	\$	1,390.00	
291	170315-2602	2/21/2019	US Currency	\$	536.00	\$ 42.88
292	171106-2373	2/21/2019	US Currency	\$	97,339.20	\$ 53,727.43
293	181100062449	2/25/2019	US Currency	\$	1,385.00	
294	190100047284	2/25/2019	US Currency	\$	1,415.00	
295	HPD DR18-05350	2/25/2019	US Currency	\$	610.67	
296	HPD DR18-26211	2/25/2019	US Currency	\$	128.13	
297	180831-0086	2/27/2019	US Currency	\$	1,430.12	
298	180810-4573	2/27/2019	US Currency	\$	750.00	
299	180823-3156	2/27/2019	US Currency	\$	1,234.00	
300	180606-1790	2/27/2019	US Currency	\$	105.00	
301	190100029203	2/27/2019	US Currency	\$	457.00	
302	151230-0990	2/27/2019	APPLE IPAD-Auctioned	\$	1.80	
303	170127-1299	2/27/2019	APPLE IPHONE-Auctioned	\$	45.17	
304	131130-0003	2/27/2019	KITCHEN WARE-Auctioned	\$	4.80	
305	131130-0003	2/27/2019	COIN PURSES-Auctioned	\$	2.40	
306	180926-3966	3/6/2019	US Currency	\$	752.00	
307	171109-4021	3/6/2019	US Currency	\$	2,270.00	
308	170828-1873	3/6/2019	US Currency	\$	3,415.00	
309	170828-3967	3/6/2019	US Currency	\$	22,641.72	
310	171117-3248	3/6/2019	US Currency	\$	700.00	
311	171126-4226	3/6/2019	US Currency	\$	1,094.00	
312	170725-4237	3/6/2019	US Currency	\$	1,540.00	
313	170815-3098	3/6/2019	US Currency	\$	1,150.00	
314	170823-0979	3/6/2019	US Currency	\$	760.00	
315	170831-3523	3/6/2019	US Currency	\$	624.00	
316	170923-3834	3/6/2019	US Currency	\$	1,562.00	
317	170925-0278	3/6/2019	US Currency	\$	1,410.00	
318	170926-3747	3/6/2019	US Currency	\$	1,638.00	
319	170926-3747	3/6/2019	US Currency	\$	1,630.00	
320	171004-4235	3/6/2019	US Currency	\$	3,205.00	\$ 242.40
321	171220-3599	3/6/2019	US Currency	\$	960.00	
322	171116-0446	3/6/2019	US Currency	\$	3,577.00	
323	170619-0393	3/6/2019	US Currency	\$	1,395.00	
324	170621-0224	3/6/2019	US Currency	\$	661.00	
325	161025-3465	3/6/2019	US Currency	\$	2,589.00	
326	170826-1499	3/6/2019	US Currency	\$	1,085.00	
327	190100115920	3/11/2019	US Currency	\$	3,157.00	\$ 252.56
328	181000146368	3/11/2019	US Currency	\$	1,670.00	
329	160309-2748	3/11/2019	US Currency	\$	1,848.71	
330	181200117676	3/11/2019	US Currency	\$	662.00	
331	190100106510	3/11/2019	US Currency	\$	308.00	
332	181100003530	3/15/2019	US Currency	\$	1,097.00	
333	181200117676	3/15/2019	US Currency	\$	1,710.00	
334	HPD 19-00561	3/18/2019	US Currency	\$	161.08	
335	190200111604	3/20/2019	US Currency	\$	1,002.00	
336	190200095341	3/20/2019	US Currency	\$	3,005.00	
337	190100083974	3/20/2019	US Currency	\$	1,177.00	
338	190200095341	3/20/2019	US Currency	\$	63.00	

339	190100080607	3/21/2019	US Currency	\$	2,005.00	
340	180729-0192	3/25/2019	US Currency	\$	482.00	
341	141205-4276	3/27/2019	CAMERA-Auctioned	\$	1.90	
342	170127-1299	3/27/2019	JVC CAMCORDER-Auctioned	\$	1.90	
343	170127-1299	3/27/2019	GARMIN GPS-Auctioned	\$	1.90	
344	170127-1299	3/27/2019	APPLE IPHONE-Auctioned	\$	1.90	
345	171012-3755	4/2/2019	US Currency	\$	10,946.00	
346	170817-3702	4/2/2019	US Currency	\$	5,315.00	
347	170826-4692	4/2/2019	US Currency	\$	3,270.00	
348	171027-3569	4/2/2019	US Currency	\$	1,500.00	\$ 68.16
349	170925-2039	4/2/2019	US Currency	\$	54,005.00	\$ 13,747.06
350	170922-3320	4/2/2019	US Currency	\$	550.00	
351	170720-3990	4/2/2019	US Currency	\$	554.00	
352	171129-3724	4/2/2019	US Currency	\$	1,295.00	
353	170913-2683	4/2/2019	US Currency	\$	700.00	
354	171102-3217	4/2/2019	US Currency	\$	2,000.00	\$ 146.00
355	170625-4007	4/2/2019	US Currency	\$	681.00	
356	181100136815	4/8/2019	US Currency	\$	2,440.00	
357	180915-1422	4/8/2019	US Currency	\$	1,221.00	
358	181100107616	4/8/2019	US Currency	\$	688.00	
359	181200045197	4/8/2019	US Currency	\$	7,953.00	
360	190100096133	4/8/2019	US Currency	\$	3,159.00	
361	161223-2050	4/8/2019	US Currency	\$	90.00	
362	181100021440	4/8/2019	US Currency	\$	266.00	
363	190300029310	4/11/2019	US Currency	\$	4,401.00	
364	180919-4226	4/16/2019	US Currency	\$	4,618.37	
365	180314-2611	4/16/2019	US Currency	\$	415.92	
366	180823-3322	4/16/2019	US Currency	\$	289.00	
367	181000166933	4/22/2019	US Currency	\$	3,097.00	
368	180905-4267	4/22/2019	US Currency	\$	60.00	
369	190300017587	4/22/2019	US Currency	\$	40.00	
370	171110-1076	4/24/2019	US Currency	\$	1,283.00	
371	171220-3472	4/24/2019	US Currency	\$	1,144.00	
372	180608-3279	4/24/2019	US Currency	\$	534.00	
373	180713-2155	4/24/2019	US Currency	\$	1,530.00	
374	181100055376	4/24/2019	US Currency	\$	849.00	
375	190200054268	4/24/2019	US Currency	\$	1,831.00	
376	190100109768	4/26/2019	US Currency	\$	1,507.00	
377	190100114131	4/26/2019	US Currency	\$	545.00	
378	190100124788	4/26/2019	US Currency	\$	981.00	
379	181001-4396	4/26/2019	US Currency	\$	4,678.00	
380	181000085755	4/26/2019	US Currency	\$	11,076.00	
381	171107-3643	4/26/2019	US Currency	\$	2,000.00	
382	180607-2572	4/26/2019	US Currency	\$	128.00	
383	181000119214	4/26/2019	US Currency	\$	190.00	
384	181000109836	4/26/2019	US Currency	\$	29.00	
385	181100113395	4/26/2019	US Currency	\$	208.00	
386	190200000924	4/26/2019	US Currency	\$	0.76	
387	190200106173	4/26/2019	US Currency	\$	200.00	
388	171103-3242	4/26/2019	US Currency	\$	1,142.00	
389	180502-4237	4/26/2019	US Currency	\$	45.00	
390	180722-0537	4/26/2019	US Currency	\$	372.00	
391	181000145743	4/26/2019	US Currency	\$	203.00	
392	190200048301	4/26/2019	US Currency	\$	271.00	

393	190100137627	4/26/2019	US Currency	\$	165.00	
394	190100026488	4/26/2019	US Currency	\$	64.00	
395	160601-2654	5/2/2019	US Currency	\$	23,397.00	\$ 1,647.73
396	160601-2654	5/2/2019	US Currency	\$	14,978.00	\$ 1,053.46
397	170712-1212	5/2/2019	US Currency	\$	41,640.00	\$ 3,524.53
398	171002-3332	5/2/2019	US Currency	\$	700.00	
399	180131-2965	5/2/2019	US Currency	\$	520.00	\$ 41.60
400	180305-0519	5/2/2019	US Currency	\$	802.37	
401	180608-3406	5/2/2019	US Currency	\$	1,633.00	
402	171226-3593	5/2/2019	US Currency	\$	635.00	
403	181000078792	5/2/2019	US Currency	\$	1,668.00	
404	181100048665	5/2/2019	US Currency	\$	2,061.00	
405	171228-3174	5/8/2019	US Currency	\$	351.00	
406	190100135599	5/8/2019	US Currency	\$	793.00	
407	181200087558	5/8/2019	US Currency	\$	2,195.00	
408	181007-2094	5/8/2019	US Currency	\$	3,548.00	
409	190100115623	5/17/2019	US Currency	\$	848.00	
410	190100079623	5/17/2019	US Currency	\$	1,708.00	
411	190100079369	5/17/2019	US Currency	\$	748.00	
412	180830-2472	5/17/2019	US Currency	\$	703.00	
413	190400056570	5/17/2019	US Currency	\$	493.00	
414	190300064022	5/17/2019	US Currency	\$	406.00	
415	190400010318	5/17/2019	US Currency	\$	247.00	
416	121128-3848	5/17/2019	US Currency	\$	300.00	
417	190100009276	5/21/2019	US Currency	\$	979.00	
418	170806-0170	5/29/2019	US Currency	\$	163.00	
419	190100044027	5/29/2019	US Currency	\$	2,410.00	
420	160922-3380	5/29/2019	US Currency	\$	1,366.00	
421	170110-2649	5/29/2019	US Currency	\$	3,727.00	
422	181200098057	5/29/2019	US Currency	\$	921.00	
423	171029-3046	6/3/2019	US Currency	\$	600.00	
424	171031-3628	6/3/2019	US Currency	\$	9,864.10	
425	171103-1662	6/3/2019	US Currency	\$	2,485.00	
426	1711213-4136	6/3/2019	US Currency	\$	2,481.00	
427	180102-0144	6/3/2019	US Currency	\$	1,050.00	
428	180102-0573	6/3/2019	US Currency	\$	2,650.00	
429	180106-3080	6/3/2019	US Currency	\$	12,954.00	
430	180209-1988	6/3/2019	US Currency	\$	2,850.00	
431	131130-0003	6/3/2019	COLLECTIBLE COINS-Auctioned	\$	25.85	
432	131130-0003	6/3/2019	JEWELRY-Auctioned	\$	67.20	
433	170127-1299	6/3/2019	FOREIGN CURRENCY-Auctioned	\$	7.83	
434	170127-1299	6/3/2019	LEAF BLOWER-Auctioned	\$	6.16	
435	170127-1299	6/3/2019	JEWELRY-Auctioned	\$	15.33	
436	180418-3094	6/3/2019	FUEL TANK-Auctioned	\$	22.03	
437	180603-1963	6/3/2019	DESIGNER RINGS-Auctioned	\$	344.27	
438	131013-2694	6/3/2019	JEWELRY-Auctioned	\$	1.67	
439	180624-2496	6/5/2019	US Currency	\$	2,535.00	
440	170203-0441	6/5/2019	US Currency	\$	1,164.00	
441	190100021134	6/5/2019	US Currency	\$	851.00	
442	190100075898	6/5/2019	US Currency	\$	522.00	
443	181004-3789	6/7/2019	US Currency	\$	800.00	
444	181200003439	6/7/2019	US Currency	\$	492.00	
445	190100134134	6/7/2019	US Currency	\$	692.03	
446	180320-2590	6/12/2019	US Currency	\$	514.00	

447	190400130287	6/12/2019	US Currency	\$	582.00
448	190200051438	6/12/2019	US Currency	\$	23,047.00
449	190400129524	6/12/2019	US Currency	\$	1,215.00
450	190400004328	6/12/2019	US Currency	\$	60.51
451	190300017077	6/12/2019	US Currency	\$	367.00
452	190300093651	6/13/2019	US Currency	\$	120.00
453	190100065477	6/13/2019	US Currency	\$	211.00
454	190400135777	6/13/2019	US Currency	\$	20.00
455	190100048429	6/13/2019	US Currency	\$	457.00
456	180601-2706	6/13/2019	US Currency	\$	225.00
457	190400034667	6/13/2019	US Currency	\$	37.00
458	190400033574	6/13/2019	US Currency	\$	59.00
459	181100031851	6/13/2019	US Currency	\$	210.00
460	190200002484	6/26/2019	US Currency	\$	751.00
461	190400009632	6/26/2019	US Currency	\$	1,805.00
462	190200124175	6/26/2019	US Currency	\$	1,290.00
463	190200003126	6/27/2019	US Currency	\$	427.00
464	190500088685	6/27/2019	US Currency	\$	21.00
Total Amount Forfeited to Agency:				\$	1,378,880.23
Misc. Forfeiture Revenue:				\$	36,066.12
Total Revenue:				\$	1,414,946.35

PART IV – Use of Proceeds

☐ Null Reporting for Distributions: Check if this agency engaged in no distributions during this reporting period.

Reasonable Expenses:	
Cost of Seizure	\$ 561,130.03
Cost of Storage, Maintenance and Disposition of Property	\$ 29,264.69
Cost of Suit (per reporting period)	\$ 61,630.32
Equitable Sharing with Cooperating Agencies	\$ 184,298.70
Other	
Total Expenses: \$ 836,323.74	
Total Funds Available for Distribution: \$ 578,622.61	

Type of Account Balance Distribution Deposited Into:	
School District per NRS 179.1187(2)(d)	256,386.56
Retained by law enforcement agency in their " Forfeiture Account" per NRS 179.1187(1) and NRS 179.118(2)(b)	\$ 209,879.96
State of Nevada – Technological Crime Fund per NRS 179.1233	
Account for Prosecution of Racketeering per NRS 207.500	
State Treasury for Compensation of Victims of Crime per NRS 200.760 and NRS 179.118(2)(d)	
General Fund per NRS 197.118(2)(e)	
County Treasurer per NRS 197.118(2)(f) and NRS 201.351	\$ 112,356.09
Other	
Total Funds Distributed: \$ 578,622.61	

REPORT FORM

REPORTING PERIOD – July 1 to June 30

NRS CHAPTER 179 ANNUAL ASSET SEIZURE AND FORFEITURE REPORTING

FISCAL YEAR REPORTING: July 01, 2018- June 30, 2019



STATE OF NEVADA
OFFICE OF THE ATTORNEY GENERAL

100 North Cason Street
Carson City, Nevada 89701
(775) 684-1205

PART I – Contact Information

Las Vegas Constable's Office

Law Enforcement Agency:

Larry Clark

Contact Person:

301 E. Clark #100

Mailing Address (line 1):

Las Vegas Nv. 89101

Mailing Address (line 2):

Captain

Title of Contact Person:

l3901c@lvmpd.com

E-Mail Address:

702-455-0892

Telephone Number:

PART II – Property Seized

☒ Null Reporting for Seizures: Check if this agency engaged in no seizures during this reporting period.

	Agency's Event ID or Case #	Date Seized	Property Type/Description	Crime Associated with Seizure	Market Value of Property
1					
2					
3					
4					
5					
6					
7					
8					
9					
10					
11					
12					
13					
14					
15					
16					
17					
18					
19					
20					

Total Martket Value of Seized Property: \$ -

** For additional items of property, please insert additional lines above "total seized"

**Make sure the sum function, totalling Agency's Market Value of Properties is still accurate

PART III – Property Forfeited

☒ Null Reporting for Forfeitures: Check if this agency engaged in no forfeitures during this reporting period.

	Agency's Event ID or Case #	Date of Disposition	Property Type/Description	Amount Forfeited to Agency	Total Amount Paid to Others
1					
2					
3					
4					
5					
6					
7					
8					
9					
10					
11					
12					
13					
14					
15					
16					
17					
18					
19					
20					

Total Amount Forfeited to Agency: \$ -

Misc. Forfeiture Revenue:	
Total Revenue:	

PART IV – Use of Proceeds

☒ Null Reporting for Distributions: Check if this agency engaged in no distributions during this reporting period.

Reasonable Expenses:	
Cost of Seizure	
Cost of Storage, Maintenance and Disposition of Property	
Cost of Suit (per reporting period)	
Equitable Sharing with Cooperating Agencies	
Other	

Total Expenses: \$ -

Total Funds Available for Distribution: \$ -

Type of Account Balance Distribution Deposited Into:	
School District per NRS 179.1187(2)(d)	
Retained by law enforcement agency in their “___Forfeiture Account” per NRS 179.1187(1) and NRS 179.118(2)(b)	
State of Nevada – Technological Crime Fund per NRS 179.1233	
Account for Prosecution of Racketeering per NRS 207.500	
State Treasury for Compensation of Victims of Crime per NRS 200.760 and NRS 179.118(2)(d)	
General Fund per NRS 197.118(2)(e)	
County Treasurer per NRS 197.118(2)(f) and NRS 201.351	
Other	

Total Funds Distributed: \$ -

REPORT FORM

REPORTING PERIOD – July 1 to June 30

NRS CHAPTER 179 ANNUAL ASSET SEIZURE AND FORFEITURE REPORTING

FISCAL YEAR REPORTING: _____

PART I – Contact Information

Law Enforcement Agency:
Department of Public Safety

Contact Person:
Rhonda Adams

Mailing Address (line 1):
3300 Stewart Ave

Mailing Address (line 2):

Title of Contact Person:
Deputy Chief

E-Mail Address:
radams@lasvegasnevada.gov

Telephone Number:



STATE OF NEVADA
OFFICE OF THE ATTORNEY GENERAL

100 North Cason Street
Carson City, Nevada 89701
(775) 684-1205

(702)229-2404

PART II – Property Seized

XXX Null Reporting for Seizures: Check if this agency engaged in no seizures during this reporting period.

	Agency's Event ID or Case #	Date Seized	Property Type/Description	Crime Associated with Seizure	Market Value of Property
1					
2					
3					
4					
5					
6					
7					
8					
9					
10					
11					
12					
13					
14					
15					
16					
17					
18					
19					
20					

Total Martket Value of Seized Property: \$ -

** For additional items of property, please insert additional lines above "total seized"

**Make sure the sum function, totalling Agency's Market Value of Properties is still accurate

PART III – Property Forfeited

XXX Null Reporting for Forfeitures: Check if this agency engaged in no forfeitures during this reporting period.

	Agency's Event ID or Case #	Date of Disposition	Property Type/Description	Amount Forfeited to Agency	Total Amount Paid to Others
1					
2					
3					
4					
5					
6					
7					
8					
9					
10					
11					
12					
13					
14					
15					
16					
17					
18					
19					
20					

Total Amount Forfeited to Agency: \$ -

Misc. Forfeiture Revenue:	
Total Revenue:	

PART IV – Use of Proceeds

XXX Null Reporting for Distributions: Check if this agency engaged in no distributions during this reporting period.

Reasonable Expenses:	
Cost of Seizure	
Cost of Storage, Maintenance and Disposition of Property	
Cost of Suit (per reporting period)	
Equitable Sharing with Cooperating Agencies	
Other	

Total Expenses: \$ -

Total Funds Available for Distribution: \$ -

Type of Account Balance Distribution Deposited Into:	
School District per NRS 179.1187(2)(d)	
Retained by law enforcement agency in their “___Forfeiture Account” per NRS 179.1187(1) and NRS 179.118(2)(b)	
State of Nevada – Technological Crime Fund per NRS 179.1233	
Account for Prosecution of Racketeering per NRS 207.500	
State Treasury for Compensation of Victims of Crime per NRS 200.760 and NRS 179.118(2)(d)	
General Fund per NRS 197.118(2)(e)	
County Treasurer per NRS 197.118(2)(f) and NRS 201.351	
Other	

Total Funds Distributed: \$ -

REPORT FORM

REPORTING PERIOD – July 1 to June 30

NRS CHAPTER 179 ANNUAL ASSET SEIZURE AND FORFEITURE REPORTING

FISCAL YEAR REPORTING: 2018-2019



STATE OF NEVADA
OFFICE OF THE ATTORNEY GENERAL

100 North Cason Street
Carson City, Nevada 89701
(775) 684-1205

PART I – Contact Information

Law Enforcement Agency: Laughlin Township Constable's Office

Contact Person: Jordan Ross

Mailing Address (line 1): 55 Civic Way

Mailing Address (line 2): Room 118

Title of Contact Person: Constable

E-Mail Address: jordan.ross@laughlinconstable.org

Telephone Number: (702) 298-2311

PART II – Property Seized

☒ Null Reporting for Seizures: Check if this agency engaged in no seizures during this reporting period.

	Agency's Event ID or Case #	Date Seized	Property Type/Description	Crime Associated with Seizure	Market Value of Property
1					
2					
3					
4					
5					
6					
7					
8					
9					
10					
11					
12					
13					
14					
15					
16					
17					
18					
19					
20					

Total Market Value of Seized Property: \$ -

** For additional items of property, please insert additional lines above "total seized"

**Make sure the sum function, totalling Agency's Market Value of Properties is still accurate

PART III – Property Forfeited

☒ Null Reporting for Forfeitures: Check if this agency engaged in no forfeitures during this reporting period.

	Agency's Event ID or Case #	Date of Disposition	Property Type/Description	Amount Forfeited to Agency	Total Amount Paid to Others
1					
2					
3					
4					
5					
6					
7					
8					
9					
10					
11					
12					
13					
14					
15					
16					
17					
18					
19					
20					

Total Amount Forfeited to Agency: \$ -

Misc. Forfeiture Revenue:	
Total Revenue:	

PART IV – Use of Proceeds

☒ Null Reporting for Distributions: Check if this agency engaged in no distributions during this reporting period.

Reasonable Expenses:	
Cost of Seizure	
Cost of Storage, Maintenance and Disposition of Property	
Cost of Suit (per reporting period)	
Equitable Sharing with Cooperating Agencies	
Other	

Total Expenses: \$ -

Total Funds Available for Distribution: \$ -

Type of Account Balance Distribution Deposited Into:	
School District per NRS 179.1187(2)(d)	
Retained by law enforcement agency in their “___Forfeiture Account” per NRS 179.1187(1) and NRS 179.118(2)(b)	
State of Nevada – Technological Crime Fund per NRS 179.1233	
Account for Prosecution of Racketeering per NRS 207.500	
State Treasury for Compensation of Victims of Crime per NRS 200.760 and NRS 179.118(2)(d)	
General Fund per NRS 197.118(2)(e)	
County Treasurer per NRS 197.118(2)(f) and NRS 201.351	
Other	

Total Funds Distributed: \$ -

REPORT FORM

REPORTING PERIOD – July 1 to June 30

NRS CHAPTER 179 ANNUAL ASSET SEIZURE AND FORFEITURE REPORTING

FISCAL YEAR REPORTING: 2019 - 2020



STATE OF NEVADA
OFFICE OF THE ATTORNEY GENERAL

100 North Cason Street
Carson City, Nevada 89701
(775) 684-1205

PART I – Contact Information

Lincoln County Sheriff's Office

Law Enforcement Agency:

Kerry Lee

Contact Person:

PO Box 570

Mailing Address (line 1):

Pioche, NV 89043

Mailing Address (line 2):

Sheriff

Title of Contact Person:

kleee@lcsso-nv.org

E-Mail Address:

775-962-5151

Telephone Number:

PART II – Property Seized

xxx Null Reporting for Seizures: Check if this agency engaged in no seizures during this reporting period.

	Agency's Event ID or Case #	Date Seized	Property Type/Description	Crime Associated with Seizure	Market Value of Property
1					
2					
3					
4					
5					
6					
7					
8					
9					
10					
11					
12					
13					
14					
15					
16					
17					
18					
19					
20					

Total Market Value of Seized Property: \$ -

** For additional items of property, please insert additional lines above "total seized"

**Make sure the sum function, totalling Agency's Market Value of Properties is still accurate

PART III – Property Forfeited

xxx Null Reporting for Forfeitures: Check if this agency engaged in no forfeitures during this reporting period.

	Agency's Event ID or Case #	Date of Disposition	Property Type/Description	Amount Forfeited to Agency	Total Amount Paid to Others
1					
2					
3					
4					
5					
6					
7					
8					
9					
10					
11					
12					
13					
14					
15					
16					
17					
18					
19					
20					

Total Amount Forfeited to Agency: \$ -

Misc. Forfeiture Revenue:	
Total Revenue:	

PART IV – Use of Proceeds

☒ Null Reporting for Distributions: Check if this agency engaged in no distributions during this reporting period.

Reasonable Expenses:	
Cost of Seizure	
Cost of Storage, Maintenance and Disposition of Property	
Cost of Suit (per reporting period)	
Equitable Sharing with Cooperating Agencies	
Other	

Total Expenses: \$ -

Total Funds Available for Distribution: \$ -

Type of Account Balance Distribution Deposited Into:	
School District per NRS 179.1187(2)(d)	
Retained by law enforcement agency in their “___Forfeiture Account” per NRS 179.1187(1) and NRS 179.118(2)(b)	
State of Nevada – Technological Crime Fund per NRS 179.1233	
Account for Prosecution of Racketeering per NRS 207.500	
State Treasury for Compensation of Victims of Crime per NRS 200.760 and NRS 179.118(2)(d)	
General Fund per NRS 197.118(2)(e)	
County Treasurer per NRS 197.118(2)(f) and NRS 201.351	
Other	

Total Funds Distributed: \$ -

REPORT FORM

REPORTING PERIOD – July 1 to June 30

NRS CHAPTER 179 ANNUAL ASSET SEIZURE AND FORFEITURE REPORTING

FISCAL YEAR REPORTING: 2018-2019

PART I – Contact Information

Lovelock Police Department

Law Enforcement Agency:

Michael J Mancebo

Contact Person:

P.O. Box 1100

Mailing Address (line 1):

Lovelock, NV 89419

Mailing Address (line 2):

Chief of Police

Title of Contact Person:

mmanancebo@cityoflovelock.com

E-Mail Address:

(775) 273-2256

Telephone Number:



STATE OF NEVADA
OFFICE OF THE ATTORNEY GENERAL

100 North Cason Street
Carson City, Nevada 89701
(775) 684-1205

PART II – Property Seized

☒ Null Reporting for Seizures: Check if this agency engaged in no seizures during this reporting period.

	Agency's Event ID or Case #	Date Seized	Property Type/Description	Crime Associated with Seizure	Market Value of Property
1					
2					
3					
4					
5					
6					
7					
8					
9					
10					
11					
12					
13					
14					
15					
16					
17					
18					
19					
20					

Total Martket Value of Seized Property: \$ -

** For additional items of property, please insert additional lines above "total seized"

**Make sure the sum function, totalling Agency's Market Value of Properties is still accurate

PART III – Property Forfeited

☒ Null Reporting for Forfeitures: Check if this agency engaged in no forfeitures during this reporting period.

	Agency's Event ID or Case #	Date of Disposition	Property Type/Description	Amount Forfeited to Agency	Total Amount Paid to Others
1					
2					
3					
4					
5					
6					
7					
8					
9					
10					
11					
12					
13					
14					
15					
16					
17					
18					
19					
20					

Total Amount Forfeited to Agency: \$ -

Misc. Forfeiture Revenue:	
Total Revenue:	

PART IV – Use of Proceeds

☒ Null Reporting for Distributions: Check if this agency engaged in no distributions during this reporting period.

Reasonable Expenses:	
Cost of Seizure	
Cost of Storage, Maintenance and Disposition of Property	
Cost of Suit (per reporting period)	
Equitable Sharing with Cooperating Agencies	
Other	

Total Expenses: \$ -

Total Funds Available for Distribution: \$ -

Type of Account Balance Distribution Deposited Into:	
School District per NRS 179.1187(2)(d)	
Retained by law enforcement agency in their “___ Forfeiture Account” per NRS 179.1187(1) and NRS 179.118(2)(b)	
State of Nevada – Technological Crime Fund per NRS 179.1233	
Account for Prosecution of Racketeering per NRS 207.500	
State Treasury for Compensation of Victims of Crime per NRS 200.760 and NRS 179.118(2)(d)	
General Fund per NRS 197.118(2)(e)	
County Treasurer per NRS 197.118(2)(f) and NRS 201.351	
Other	

Total Funds Distributed: \$ -

REPORT FORM

REPORTING PERIOD – July 1 to June 30

NRS CHAPTER 179 ANNUAL ASSET SEIZURE AND FORFEITURE REPORTING

FISCAL YEAR REPORTING: 2019



STATE OF NEVADA
OFFICE OF THE ATTORNEY GENERAL

100 North Cason Street
Carson City, Nevada 89701
(775) 684-1205

PART I – Contact Information

Law Enforcement Agency:
Lyon County District Attorney's Office

Contact Person:
Stephen B. Rye

Mailing Address (line 1):
31 S. Main Street

Mailing Address (line 2):
Yerington, NV 89447

Title of Contact Person:
District Attorney

E-Mail Address:
srye@lyon-county.org

Telephone Number:

PART II – Property Seized

☒ Null Reporting for Seizures: Check if this agency engaged in no seizures during this reporting period.

	Agency's Event ID or Case #	Date Seized	Property Type/Description	Crime Associated with Seizure	Market Value of Property
1					
2					
3					
4					
5					
6					
7					
8					
9					
10					
11					
12					
13					
14					
15					
16					
17					
18					
19					
20					

Total Market Value of Seized Property: \$ -

** For additional items of property, please insert additional lines above "total seized"

**Make sure the sum function, totalling Agency's Market Value of Properties is still accurate

PART III – Property Forfeited

☒ Null Reporting for Forfeitures: Check if this agency engaged in no forfeitures during this reporting period.

	Agency's Event ID or Case #	Date of Disposition	Property Type/Description	Amount Forfeited to Agency	Total Amount Paid to Others
1					
2					
3					
4					
5					
6					
7					
8					
9					
10					
11					
12					
13					
14					
15					
16					
17					
18					
19					
20					

Total Amount Forfeited to Agency: \$ -

Misc. Forfeiture Revenue:	
Total Revenue:	

PART IV – Use of Proceeds

☒ Null Reporting for Distributions: Check if this agency engaged in no distributions during this reporting period.

Reasonable Expenses:	
Cost of Seizure	
Cost of Storage, Maintenance and Disposition of Property	
Cost of Suit (per reporting period)	
Equitable Sharing with Cooperating Agencies	
Other	

Total Expenses: \$ -

Total Funds Available for Distribution: \$ -

Type of Account Balance Distribution Deposited Into:	
School District per NRS 179.1187(2)(d)	
Retained by law enforcement agency in their “___Forfeiture Account” per NRS 179.1187(1) and NRS 179.118(2)(b)	
State of Nevada – Technological Crime Fund per NRS 179.1233	
Account for Prosecution of Racketeering per NRS 207.500	
State Treasury for Compensation of Victims of Crime per NRS 200.760 and NRS 179.118(2)(d)	
General Fund per NRS 197.118(2)(e)	
County Treasurer per NRS 197.118(2)(f) and NRS 201.351	
Other	

Total Funds Distributed: \$ -

REPORT FORM

REPORTING PERIOD – July 1 to June 30

NRS CHAPTER 179 ANNUAL ASSET SEIZURE AND FORFEITURE REPORTING

FISCAL YEAR REPORTING: July 1, 2018 to June 30, 2019



STATE OF NEVADA
OFFICE OF THE ATTORNEY GENERAL

100 North Cason Street
Carson City, Nevada 89701
(775) 684-1205

PART I – Contact Information

Lyon County Sheriff's Office

Law Enforcement Agency:

Ed Kilgore

Contact Person:

911 E Harvey Way # 1

Mailing Address (line 1):

Yerington, Nevada 89447

Mailing Address (line 2):

Undersheriff

Title of Contact Person:

ekilgore@lyon-county.org

E-Mail Address:

(775) 463-6600

Telephone Number:

PART II – Property Seized

☒ Null Reporting for Seizures: Check if this agency engaged in no seizures during this reporting period.

	Agency's Event ID or Case #	Date Seized	Property Type/Description	Crime Associated with Seizure	Market Value of Property
1					
2					
3					
4					
5					
6					
7					
8					
9					
10					
11					
12					
13					
14					
15					
16					
17					
18					
19					
20					

Total Market Value of Seized Property: \$ -

** For additional items of property, please insert additional lines above "total seized"

**Make sure the sum function, totalling Agency's Market Value of Properties is still accurate

PART III – Property Forfeited

☒ Null Reporting for Forfeitures: Check if this agency engaged in no forfeitures during this reporting period.

	Agency's Event ID or Case #	Date of Disposition	Property Type/Description	Amount Forfeited to Agency	Total Amount Paid to Others
1					
2					
3					
4					
5					
6					
7					
8					
9					
10					
11					
12					
13					
14					
15					
16					
17					
18					
19					
20					

Total Amount Forfeited to Agency: \$

Misc. Forfeiture Revenue:	
Total Revenue:	

PART IV – Use of Proceeds

☒ Null Reporting for Distributions: Check if this agency engaged in no distributions during this reporting period.

Reasonable Expenses:	
Cost of Seizure	
Cost of Storage, Maintenance and Disposition of Property	
Cost of Suit (per reporting period)	
Equitable Sharing with Cooperating Agencies	
Other	

Total Expenses: \$ -

Total Funds Available for Distribution: \$ -

Type of Account Balance Distribution Deposited Into:	
School District per NRS 179.1187(2)(d)	
Retained by law enforcement agency in their "___Forfeiture Account" per NRS 179.1187(1) and NRS 179.118(2)(b)	
State of Nevada – Technological Crime Fund per NRS 179.1233	
Account for Prosecution of Racketeering per NRS 207.500	
State Treasury for Compensation of Victims of Crime per NRS 200.760 and NRS 179.118(2)(d)	
General Fund per NRS 179.118(2)(e)	
County Treasurer per NRS 179.118(2)(f) and NRS 201.351	
Other	

Total Funds Distributed: \$ -

REPORT FORM

REPORTING PERIOD – July 1 to June 30

NRS CHAPTER 179 ANNUAL ASSET SEIZURE AND FORFEITURE REPORTING

FISCAL YEAR REPORTING: 2019



STATE OF NEVADA
OFFICE OF THE ATTORNEY GENERAL

100 North Cason Street
Carson City, Nevada 89701
(775) 684-1205

PART I – Contact Information

Law Enforcement Agency: Mesquite Police Department

Contact Person: Kim Otero

Mailing Address (line 1): 695 Mayan Circle

Mailing Address (line 2): Mesquite, NV 89027

Title of Contact Person: Administrative Manager

E-Mail Address: kotero@mesquitenv.gov

Telephone Number: 702-346-5262

PART II – Property Seized

☒ Null Reporting for Seizures: Check if this agency engaged in no seizures during this reporting period.

	Agency's Event ID or Case #	Date Seized	Property Type/Description	Crime Associated with Seizure	Market Value of Property
1					
2					
3					
4					
5					
6					
7					
8					
9					
10					
11					
12					
13					
14					
15					
16					
17					
18					
19					
20					

Total Martket Value of Seized Property: _____

** For additional items of property, please insert additional lines above "total seized"

**Make sure the sum function, totalling Agency's Market Value of Properties is still accurate

PART III – Property Forfeited

☒ Null Reporting for Forfeitures: Check if this agency engaged in no forfeitures during this reporting period.

	Agency's Event ID or Case #	Date of Disposition	Property Type/Description	Amount Forfeited to Agency	Total Amount Paid to Others
1					
2					
3					
4					
5					
6					
7					
8					
9					
10					
11					
12					
13					
14					
15					
16					
17					
18					
19					
20					

Total Amount Forfeited to Agency:

Misc. Forfeiture Revenue:	
Total Revenue:	

PART IV – Use of Proceeds

☒ Null Reporting for Distributions: Check if this agency engaged in no distributions during this reporting period.

Reasonable Expenses:	
Cost of Seizure	
Cost of Storage, Maintenance and Disposition of Property	
Cost of Suit (per reporting period)	
Equitable Sharing with Cooperating Agencies	
Other	

Total Expenses: \$ -

Total Funds Available for Distribution: \$ -

Type of Account Balance Distribution Deposited Into:	
School District per NRS 179.1187(2)(d)	
Retained by law enforcement agency in their “___Forfeiture Account” per NRS 179.1187(1) and NRS 179.118(2)(b)	
State of Nevada – Technological Crime Fund per NRS 179.1233	
Account for Prosecution of Racketeering per NRS 207.500	
State Treasury for Compensation of Victims of Crime per NRS 200.760 and NRS 179.118(2)(d)	
General Fund per NRS 179.118(2)(e)	
County Treasurer per NRS 179.118(2)(f) and NRS 201.351	
Other	

Total Funds Distributed: \$ -

REPORT FORM

REPORTING PERIOD – July 1 to June 30

NRS CHAPTER 179 ANNUAL ASSET SEIZURE AND FORFEITURE REPORTING

FISCAL YEAR REPORTING: 2019

PART I – Contact Information

Law Enforcement Agency: MESQUITE TOWNSHIP CONSTABLE

Contact Person: DUANE THURSTON

Mailing Address (line 1): 500 HILLSIDE DR

Mailing Address (line 2): MESQUITE NV 89027

Title of Contact Person: CONSTABLE

E-Mail Address: MESQUITECONSTABLE@CLARKCOUNTYNV.GOV

Telephone Number: 702-346-8758



STATE OF NEVADA
OFFICE OF THE ATTORNEY GENERAL

100 North Cason Street
Carson City, Nevada 89701
(775) 684-1205

PART II – Property Seized

☒ Null Reporting for Seizures: Check if this agency engaged in no seizures during this reporting period.

	Agency's Event ID or Case #	Date Seized	Property Type/Description	Crime Associated with Seizure	Market Value of Property
1					
2					
3					
4					
5					
6					
7					
8					
9					
10					
11					
12					
13					
14					
15					
16					
17					
18					
19					
20					

Total Market Value of Seized Property: \$ -

** For additional items of property, please insert additional lines above "total seized"

**Make sure the sum function, totalling Agency's Market Value of Properties is still accurate

PART III – Property Forfeited

☒ Null Reporting for Forfeitures: Check if this agency engaged in no forfeitures during this reporting period.

	Agency's Event ID or Case #	Date of Disposition	Property Type/Description	Amount Forfeited to Agency	Total Amount Paid to Others
1					
2					
3					
4					
5					
6					
7					
8					
9					
10					
11					
12					
13					
14					
15					
16					
17					
18					
19					
20					

Total Amount Forfeited to Agency: \$ -

Misc. Forfeiture Revenue:	
Total Revenue:	

PART IV – Use of Proceeds

☒ Null Reporting for Distributions: Check if this agency engaged in no distributions during this reporting period.

Reasonable Expenses:	
Cost of Seizure	
Cost of Storage, Maintenance and Disposition of Property	
Cost of Suit (per reporting period)	
Equitable Sharing with Cooperating Agencies	
Other	

Total Expenses: \$ -

Total Funds Available for Distribution: \$ -

Type of Account Balance Distribution Deposited Into:	
School District per NRS 179.1187(2)(d)	
Retained by law enforcement agency in their “___ Forfeiture Account” per NRS 179.1187(1) and NRS 179.118(2)(b)	
State of Nevada – Technological Crime Fund per NRS 179.1233	
Account for Prosecution of Racketeering per NRS 207.500	
State Treasury for Compensation of Victims of Crime per NRS 200.760 and NRS 179.118(2)(d)	
General Fund per NRS 197.118(2)(e)	
County Treasurer per NRS 197.118(2)(f) and NRS 201.351	
Other	

Total Funds Distributed: \$ -

REPORT FORM

REPORTING PERIOD – July 1 to June 30

NRS CHAPTER 179 ANNUAL ASSET SEIZURE AND FORFEITURE REPORTING

FISCAL YEAR REPORTING: _____

PART I – Contact Information

Law Enforcement Agency: Mineral County Sheriff's Office

Contact Person: William Ferguson

Mailing Address (line 1): PO Box 2290
Hawthorne, NV

Mailing Address (line 2):

Title of Contact Person: Undersheriff

E-Mail Address: bferguson@mineralcountynv.org

Telephone Number: 775-945-2434



STATE OF NEVADA
OFFICE OF THE ATTORNEY GENERAL

100 North Cason Street
Carson City, Nevada 89701
(775) 684-1205

PART II – Property Seized

☐ Null Reporting for Seizures: Check if this agency engaged in no seizures during this reporting period.

	Agency's Event ID or Case #	Date Seized	Property Type/Description	Crime Associated with Seizure	Market Value of Property
1	19MI0367	6/1/2019	cash	Narcotics	\$ 17,210.00
2					
3					
4					
5					
6					
7					
8					
9					
10					
11					
12					
13					
14					
15					
16					
17					
18					
19					
20					

Total Martket Value of Seized Property: \$ 17,210.00

** For additional items of property, please insert additional lines above "total seized"

**Make sure the sum function, totalling Agency's Market Value of Properties is still accurate

PART III – Property Forfeited

☐ Null Reporting for Forfeitures: Check if this agency engaged in no forfeitures during this reporting period.

	Agency's Event ID or Case #	Date of Disposition	Property Type/Description	Amount Forfeited to Agency	Total Amount Paid to Others
1	19MI0367	6/19/2019	cash	\$5,000	
2	16MI1625	1/23/2018	vehicle	~13,000	
3					
4					
5					
6					
7					
8					
9					
10					
11					
12					
13					
14					
15					
16					
17					
18					
19					
20					

Total Amount Forfeited to Agency: \$ 5,000.00

Misc. Forfeiture Revenue:	
Total Revenue:	

PART IV – Use of Proceeds

☐ Null Reporting for Distributions: Check if this agency engaged in no distributions during this reporting period.

Reasonable Expenses:	
Cost of Seizure	
Cost of Storage, Maintenance and Disposition of Property	
Cost of Suit (per reporting period)	
Equitable Sharing with Cooperating Agencies	
Other	

Total Expenses: \$ -

Total Funds Available for Distribution: \$ 5,000.00

Type of Account Balance Distribution Deposited Into:	
School District per NRS 179.1187(2)(d)	
Retained by law enforcement agency in their “___Forfeiture Account” per NRS 179.1187(1) and NRS 179.118(2)(b)	
State of Nevada – Technological Crime Fund per NRS 179.1233	
Account for Prosecution of Racketeering per NRS 207.500	
State Treasury for Compensation of Victims of Crime per NRS 200.760 and NRS 179.118(2)(d)	
General Fund per NRS 197.118(2)(e)	
County Treasurer per NRS 197.118(2)(f) and NRS 201.351	
Other	

Total Funds Distributed: \$ -

REPORT FORM

REPORTING PERIOD – July 1 to June 30

NRS CHAPTER 179 ANNUAL ASSET SEIZURE AND FORFEITURE REPORTING

FISCAL YEAR REPORTING: 2019



STATE OF NEVADA
OFFICE OF THE ATTORNEY GENERAL

100 North Cason Street
Carson City, Nevada 89701
(775) 684-1205

PART I – Contact Information

Law Enforcement Agency: Office of the Attorney General
Investigations Division

Contact Person: Roland D. Swanson, II

Mailing Address (line 1): 555 E. Washington Ave

Mailing Address (line 2): Las Vegas, NV 89101

Title of Contact Person: Chief of Investigations

E-Mail Address: Rswanson@ag.nv.gov

Telephone Number: _____

PART II – Property Seized

☒ Null Reporting for Seizures: Check if this agency engaged in no seizures during this reporting period.

	Agency's Event ID or Case #	Date Seized	Property Type/Description	Crime Associated with Seizure	Market Value of Property
1					
2					
3					
4					
5					
6					
7					
8					
9					
10					
11					
12					
13					
14					
15					
16					
17					
18					
19					
20					

Total Market Value of Seized Property: _____

** For additional items of property, please insert additional lines above "total seized"

**Make sure the sum function, totalling Agency's Market Value of Properties is still accurate

PART III – Property Forfeited

☒ Null Reporting for Forfeitures: Check if this agency engaged in no forfeitures during this reporting period.

	Agency's Event ID or Case #	Date of Disposition	Property Type/Description	Amount Forfeited to Agency	Total Amount Paid to Others
1					
2					
3					
4					
5					
6					
7					
8					
9					
10					
11					
12					
13					
14					
15					
16					
17					
18					
19					
20					

Total Amount Forfeited to Agency: \$ -

Misc. Forfeiture Revenue:	
Total Revenue:	

PART IV – Use of Proceeds

☒ Null Reporting for Distributions: Check if this agency engaged in no distributions during this reporting period.

Reasonable Expenses:	
Cost of Seizure	
Cost of Storage, Maintenance and Disposition of Property	
Cost of Suit (per reporting period)	
Equitable Sharing with Cooperating Agencies	
Other	

Total Expenses: \$ -

Total Funds Available for Distribution: \$ -

Type of Account Balance Distribution Deposited Into:	
School District per NRS 179.1187(2)(d)	
Retained by law enforcement agency in their “___Forfeiture Account” per NRS 179.1187(1) and NRS 179.118(2)(b)	
State of Nevada – Technological Crime Fund per NRS 179.1233	
Account for Prosecution of Racketeering per NRS 207.500	
State Treasury for Compensation of Victims of Crime per NRS 200.760 and NRS 179.118(2)(d)	
General Fund per NRS 197.118(2)(e)	
County Treasurer per NRS 197.118(2)(f) and NRS 201.351	
Other	

Total Funds Distributed: \$ -

REPORT FORM

REPORTING PERIOD – July 1 to June 30

NRS CHAPTER 179 ANNUAL ASSET SEIZURE AND FORFEITURE REPORTING

FISCAL YEAR REPORTING: July 1 2018 - June 30, 2019



STATE OF NEVADA
OFFICE OF THE ATTORNEY GENERAL

100 North Cason Street
Carson City, Nevada 89701
(775) 684-1205

PART I – Contact Information

Nevada Gaming Control Board - Enforcement Division

Law Enforcement Agency:

Karl Bennison

Contact Person:

555 East Washington Ave., Las Vegas, Nevada 89101

Mailing Address (line 1):

Mailing Address (line 2):

Chief of Enforcement

Title of Contact Person:

kbennison@gcb.nv.gov

E-Mail Address:

702-486-2020

Telephone Number:

PART II – Property Seized

☒ Null Reporting for Seizures: Check if this agency engaged in no seizures during this reporting period.

	Agency's Event ID or Case #	Date Seized	Property Type/Description	Crime Associated with Seizure	Market Value of Property
1					
2					
3					
4					
5					
6					
7					
8					
9					
10					
11					
12					
13					
14					
15					
16					
17					
18					
19					
20					

Total Market Value of Seized Property: \$ -

** For additional items of property, please insert additional lines above "total seized"

**Make sure the sum function, totalling Agency's Market Value of Properties is still accurate

PART III – Property Forfeited

☒ Null Reporting for Forfeitures: Check if this agency engaged in no forfeitures during this reporting period.

	Agency's Event ID or Case #	Date of Disposition	Property Type/Description	Amount Forfeited to Agency	Total Amount Paid to Others
1					
2					
3					
4					
5					
6					
7					
8					
9					
10					
11					
12					
13					
14					
15					
16					
17					
18					
19					
20					

Total Amount Forfeited to Agency: \$ -

Misc. Forfeiture Revenue:	
Total Revenue:	

PART IV – Use of Proceeds

☒ Null Reporting for Distributions: Check if this agency engaged in no distributions during this reporting period.

Reasonable Expenses:	
Cost of Seizure	
Cost of Storage, Maintenance and Disposition of Property	
Cost of Suit (per reporting period)	
Equitable Sharing with Cooperating Agencies	
Other	

Total Expenses: \$ -

Total Funds Available for Distribution: \$ -

Type of Account Balance Distribution Deposited Into:	
School District per NRS 179.1187(2)(d)	
Retained by law enforcement agency in their “___Forfeiture Account” per NRS 179.1187(1) and NRS 179.118(2)(b)	
State of Nevada – Technological Crime Fund per NRS 179.1233	
Account for Prosecution of Racketeering per NRS 207.500	
State Treasury for Compensation of Victims of Crime per NRS 200.760 and NRS 179.118(2)(d)	
General Fund per NRS 197.118(2)(e)	
County Treasurer per NRS 197.118(2)(f) and NRS 201.351	
Other	

Total Funds Distributed: \$ -

REPORT FORM

REPORTING PERIOD – July 1 to June 30

NRS CHAPTER 179 ANNUAL ASSET SEIZURE AND FORFEITURE REPORTING

FISCAL YEAR REPORTING: 2019

PART I – Contact Information

Nevada Legislative Police

Law Enforcement Agency:

John Drew

Contact Person:

401 S. Carson Street

Mailing Address (line 1):

Carson City, NV 89701

Mailing Address (line 2):

Chief

Title of Contact Person:

jdrew@lcb.state.nv.us

E-Mail Address:

775-684-6812

Telephone Number:



STATE OF NEVADA
OFFICE OF THE ATTORNEY GENERAL

100 North Carson Street
Carson City, Nevada 89701
(775) 684-1205

PART II – Property Seized

☒ Null Reporting for Seizures: Check if this agency engaged in no seizures during this reporting period.

	Agency's Event ID or Case #	Date Seized	Property Type/Description	Crime Associated with Seizure	Market Value of Property
1					
2					
3					
4					
5					
6					
7					
8					
9					
10					
11					
12					
13					
14					
15					
16					
17					
18					
19					
20					

Total Market Value of Seized Property: \$ -

** For additional items of property, please insert additional lines above "total seized"

**Make sure the sum function, totalling Agency's Market Value of Properties is still accurate

PART III – Property Forfeited

☒ Null Reporting for Forfeitures: Check if this agency engaged in no forfeitures during this reporting period.

	Agency's Event ID or Case #	Date of Disposition	Property Type/Description	Amount Forfeited to Agency	Total Amount Paid to Others
1					
2					
3					
4					
5					
6					
7					
8					
9					
10					
11					
12					
13					
14					
15					
16					
17					
18					
19					
20					

Total Amount Forfeited to Agency: \$ -

Misc. Forfeiture Revenue:	
Total Revenue:	

PART IV – Use of Proceeds

☒ Null Reporting for Distributions: Check if this agency engaged in no distributions during this reporting period.

Reasonable Expenses:	
Cost of Seizure	
Cost of Storage, Maintenance and Disposition of Property	
Cost of Suit (per reporting period)	
Equitable Sharing with Cooperating Agencies	
Other	

Total Expenses: \$ -

Total Funds Available for Distribution: \$ -

Type of Account Balance Distribution Deposited Into:	
School District per NRS 179.1187(2)(d)	
Retained by law enforcement agency in their “___ Forfeiture Account” per NRS 179.1187(1) and NRS 179.118(2)(b)	
State of Nevada – Technological Crime Fund per NRS 179.1233	
Account for Prosecution of Racketeering per NRS 207.500	
State Treasury for Compensation of Victims of Crime per NRS 200.760 and NRS 179.118(2)(d)	
General Fund per NRS 197.118(2)(e)	
County Treasurer per NRS 197.118(2)(f) and NRS 201.351	
Other	

Total Funds Distributed: \$ -

REPORT FORM

REPORTING PERIOD – July 1 to June 30

NRS CHAPTER 179 ANNUAL ASSET SEIZURE AND FORFEITURE REPORTING

FISCAL YEAR REPORTING: 2020

PART I – Contact Information

Nevada Supreme Court Marshals Office

Law Enforcement Agency:

Daryl Keithley

Contact Person:

408 E. Clark Avenue, Las Vegas NV 89101

Mailing Address (line 1):

Mailing Address (line 2):

Chief Marshal

Title of Contact Person:

dkeithley@nvcourts.nv.gov

E-Mail Address:

702-486-9390

Telephone Number:



STATE OF NEVADA
OFFICE OF THE ATTORNEY GENERAL

100 North Cason Street
Carson City, Nevada 89701
(775) 684-1205

PART II – Property Seized

☒ Null Reporting for Seizures: Check if this agency engaged in no seizures during this reporting period.

	Agency's Event ID or Case #	Date Seized	Property Type/Description	Crime Associated with Seizure	Market Value of Property
1					
2					
3					
4					
5					
6					
7					
8					
9					
10					
11					
12					
13					
14					
15					
16					
17					
18					
19					
20					

Total Market Value of Seized Property: \$ -

** For additional items of property, please insert additional lines above "total seized"

**Make sure the sum function, totalling Agency's Market Value of Properties is still accurate

PART III – Property Forfeited

☒ Null Reporting for Forfeitures: Check if this agency engaged in no forfeitures during this reporting period.

	Agency's Event ID or Case #	Date of Disposition	Property Type/Description	Amount Forfeited to Agency	Total Amount Paid to Others
1					
2					
3					
4					
5					
6					
7					
8					
9					
10					
11					
12					
13					
14					
15					
16					
17					
18					
19					
20					

Total Amount Forfeited to Agency: \$

Misc. Forfeiture Revenue:

Total Revenue:

PART IV – Use of Proceeds

☒ Null Reporting for Distributions: Check if this agency engaged in no distributions during this reporting period.

Reasonable Expenses:	
Cost of Seizure	
Cost of Storage, Maintenance and Disposition of Property	
Cost of Suit (per reporting period)	
Equitable Sharing with Cooperating Agencies	
Other	

Total Expenses: \$ -

Total Funds Available for Distribution: \$ -

Type of Account Balance Distribution Deposited Into:	
School District per NRS 179.1187(2)(d)	
Retained by law enforcement agency in their “___Forfeiture Account” per NRS 179.1187(1) and NRS 179.118(2)(b)	
State of Nevada – Technological Crime Fund per NRS 179.1233	
Account for Prosecution of Racketeering per NRS 207.500	
State Treasury for Compensation of Victims of Crime per NRS 200.760 and NRS 179.118(2)(d)	
General Fund per NRS 197.118(2)(e)	
County Treasurer per NRS 197.118(2)(f) and NRS 201.351	
Other	

Total Funds Distributed: \$ -

REPORT FORM

REPORTING PERIOD – July 1 to June 30

NRS CHAPTER 179 ANNUAL ASSET SEIZURE AND FORFEITURE REPORTING

FISCAL YEAR REPORTING: _____



STATE OF NEVADA
OFFICE OF THE ATTORNEY GENERAL

100 North Cason Street
Carson City, Nevada 89701
(775) 684-1205

PART I – Contact Information

Law Enforcement Agency: TAXICAB AUTHORITY

Contact Person: RUBEN V AQUINO JR

Mailing Address (line 1): 2090 E FLAMINGO ROAD, #200
LAS VEGAS NV 89119

Mailing Address (line 2):

Title of Contact Person: CHIEF INVESTIGATOR

E-Mail Address: aquino@taxi.state.nv.us

Telephone Number: 702-668-4005

PART II – Property Seized

☐ Null Reporting for Seizures: Check if this agency engaged in no seizures during this reporting period.

	Agency's Event ID or Case #	Date Seized	Property Type/Description	Crime Associated with Seizure	Market Value of Property
1					
2					
3					
4					
5					
6					
7					
8					
9					
10					
11					
12					
13					
14					
15					
16					
17					
18					
19					
20					

Total Market Value of Seized Property: \$ -

** For additional items of property, please insert additional lines above "total seized"

**Make sure the sum function, totalling Agency's Market Value of Properties is still accurate

PART III – Property Forfeited

xxx Null Reporting for Forfeitures: Check if this agency engaged in no forfeitures during this reporting period.

	Agency's Event ID or Case #	Date of Disposition	Property Type/Description	Amount Forfeited to Agency	Total Amount Paid to Others
1					
2					
3					
4					
5					
6					
7					
8					
9					
10					
11					
12					
13					
14					
15					
16					
17					
18					
19					
20					

Total Amount Forfeited to Agency: \$ -

Misc. Forfeiture Revenue:
Total Revenue:

PART IV – Use of Proceeds

☒ Null Reporting for Distributions: Check if this agency engaged in no distributions during this reporting period.

Reasonable Expenses:	
Cost of Seizure	
Cost of Storage, Maintenance and Disposition of Property	
Cost of Suit (per reporting period)	
Equitable Sharing with Cooperating Agencies	
Other	

Total Expenses: \$ -

Total Funds Available for Distribution: \$ -

Type of Account Balance Distribution Deposited Into:	
School District per NRS 179.1187(2)(d)	
Retained by law enforcement agency in their “___Forfeiture Account” per NRS 179.1187(1) and NRS 179.118(2)(b)	
State of Nevada – Technological Crime Fund per NRS 179.1233	
Account for Prosecution of Racketeering per NRS 207.500	
State Treasury for Compensation of Victims of Crime per NRS 200.760 and NRS 179.118(2)(d)	
General Fund per NRS 197.118(2)(e)	
County Treasurer per NRS 197.118(2)(f) and NRS 201.351	
Other	

Total Funds Distributed: \$ -

REPORT FORM

REPORTING PERIOD – July 1 to June 30

NRS CHAPTER 179 ANNUAL ASSET SEIZURE AND FORFEITURE REPORTING

FISCAL YEAR REPORTING: 2019



STATE OF NEVADA
OFFICE OF THE ATTORNEY GENERAL

100 North Cason Street
Carson City, Nevada 89701
(775) 684-1205

PART I – Contact Information

Nevada Transportation Authority
Law Enforcement Agency:

Jeremy Jones
Contact Person:

3300 W. Sahara Ave., Ste. 200
Mailing Address (line 1):

Las Vegas, NV 89102
Mailing Address (line 2):

Chief of Enforcement
Title of Contact Person:

jcjones@nta.nv.gov
E-Mail Address:

702-486-6455
Telephone Number:

PART II – Property Seized

XXX Null Reporting for Seizures: Check if this agency engaged in no seizures during this reporting period.

	Agency's Event ID or Case #	Date Seized	Property Type/Description	Crime Associated with Seizure	Market Value of Property
1					
2					
3					
4					
5					
6					
7					
8					
9					
10					
11					
12					
13					
14					
15					
16					
17					
18					
19					
20					

Total Market Value of Seized Property: \$ -

** For additional items of property, please insert additional lines above "total seized"

**Make sure the sum function, totalling Agency's Market Value of Properties is still accurate

PART III – Property Forfeited

XXX Null Reporting for Forfeitures: Check if this agency engaged in no forfeitures during this reporting period.

	Agency's Event ID or Case #	Date of Disposition	Property Type/Description	Amount Forfeited to Agency	Total Amount Paid to Others
1					
2					
3					
4					
5					
6					
7					
8					
9					
10					
11					
12					
13					
14					
15					
16					
17					
18					
19					
20					

Total Amount Forfeited to Agency: \$ -

Misc. Forfeiture Revenue:	
Total Revenue:	

PART IV – Use of Proceeds

XXX Null Reporting for Distributions: Check if this agency engaged in no distributions during this reporting period.

Reasonable Expenses:	
Cost of Seizure	
Cost of Storage, Maintenance and Disposition of Property	
Cost of Suit (per reporting period)	
Equitable Sharing with Cooperating Agencies	
Other	

Total Expenses: \$ -

Total Funds Available for Distribution: \$ -

Type of Account Balance Distribution Deposited Into:	
School District per NRS 179.1187(2)(d)	
Retained by law enforcement agency in their “___Forfeiture Account” per NRS 179.1187(1) and NRS 179.118(2)(b)	
State of Nevada – Technological Crime Fund per NRS 179.1233	
Account for Prosecution of Racketeering per NRS 207.500	
State Treasury for Compensation of Victims of Crime per NRS 200.760 and NRS 179.118(2)(d)	
General Fund per NRS 197.118(2)(e)	
County Treasurer per NRS 197.118(2)(f) and NRS 201.351	
Other	

Total Funds Distributed: \$ -

REPORT FORM

REPORTING PERIOD – July 1 to June 30

NRS CHAPTER 179 ANNUAL ASSET SEIZURE AND FORFEITURE REPORTING

FISCAL YEAR REPORTING: 2019



STATE OF NEVADA
OFFICE OF THE ATTORNEY GENERAL

100 North Cason Street
Carson City, Nevada 89701
(775) 684-1205

PART I – Contact Information

State of Nevada Youth Parole Bureau
Law Enforcement Agency:

David Laity
Contact Person:

751 Ryland Street
Mailing Address (line 1):

Reno, Nevada 89502
Mailing Address (line 2):

Chief, Youth Parole Bureau
Title of Contact Person:

Dlaity@dcfs.nv.gov
E-Mail Address:

775-687-2262
Telephone Number:

PART II – Property Seized

☒ Null Reporting for Seizures: Check if this agency engaged in no seizures during this reporting period.

	Agency's Event ID or Case #	Date Seized	Property Type/Description	Crime Associated with Seizure	Market Value of Property
1					
2					
3					
4					
5					
6					
7					
8					
9					
10					
11					
12					
13					
14					
15					
16					
17					
18					
19					
20					

Total Market Value of Seized Property: \$ -

** For additional items of property, please insert additional lines above "total seized"

**Make sure the sum function, totalling Agency's Market Value of Properties is still accurate

PART III – Property Forfeited

☒ Null Reporting for Forfeitures: Check if this agency engaged in no forfeitures during this reporting period.

	Agency's Event ID or Case #	Date of Disposition	Property Type/Description	Amount Forfeited to Agency	Total Amount Paid to Others
1					
2					
3					
4					
5					
6					
7					
8					
9					
10					
11					
12					
13					
14					
15					
16					
17					
18					
19					
20					

Total Amount Forfeited to Agency: \$

Misc. Forfeiture Revenue:	
Total Revenue:	

PART IV – Use of Proceeds

☒ Null Reporting for Distributions: Check if this agency engaged in no distributions during this reporting period.

Reasonable Expenses:	
Cost of Seizure	
Cost of Storage, Maintenance and Disposition of Property	
Cost of Suit (per reporting period)	
Equitable Sharing with Cooperating Agencies	
Other	

Total Expenses: \$ -

Total Funds Available for Distribution: \$ -

Type of Account Balance Distribution Deposited Into:	
School District per NRS 179.1187(2)(d)	
Retained by law enforcement agency in their "___Forfeiture Account" per NRS 179.1187(1) and NRS 179.118(2)(b)	
State of Nevada -- Technological Crime Fund per NRS 179.1233	
Account for Prosecution of Racketeering per NRS 207.500	
State Treasury for Compensation of Victims of Crime per NRS 200.760 and NRS 179.118(2)(d)	
General Fund per NRS 197.118(2)(e)	
County Treasurer per NRS 197.118(2)(f) and NRS 201.351	
Other	

Total Funds Distributed: \$ -

REPORT FORM

REPORTING PERIOD – July 1, 2018 to June 30, 2019

NRS CHAPTER 179 ANNUAL ASSET SEIZURE AND FORFEITURE REPORTING

FISCAL YEAR REPORTING:

FY 19



STATE OF NEVADA
OFFICE OF THE ATTORNEY GENERAL

100 North Cason Street
Carson City, Nevada 89701
(775) 684-1205

PART I – Contact Information

North Las Vegas Police Department

Law Enforcement Agency:

Melissa Tate

Contact Person:

2332 Las Vegas Blvd. N

Mailing Address (line 1):

North Las Vegas, Nevada 89030

Mailing Address (line 2):

Financial Analyst II

Title of Contact Person:

tatem@cityofnorthlasvegas.com

E-Mail Address:

702-633-1369

Telephone Number:

PART II – Property Seized

☐ Null Reporting for Seizures: Check if this agency engaged in no seizures during this reporting period.

	Agency's Event ID or Case #	Date Seized	Property Type/Description	Crime Associated with Seizure	Market Value of Property
1	Case# 1807080012768	7-Jul-18	cash	PCS w/Intent to Sell/Consp	\$3,111.00
2	Case# 1807110012988	13-Jul-18	cash	TCS/Consp Violat CS Act	\$1,038.00
3	Case# 1807190013456	19-Jul-18	cash	PCS w/Intent to Sell/Consp	\$876.00
4	Case# 1807200013536	20-Jul-18	cash	TCS/Consp Violat CS Act	\$ 3,589.00
5	Case# 1808150015254	15-Aug-18	cash	TCS/Consp Violat CS Act	\$ 80,979.24
6	Case# 1808150015254	15-Aug-18	2014 Jeep Grand Cherokee	TCS/Consp Violat CS Act	\$ 15,000.00
7	Case# 1808150015254	15-Aug-18	2015 Chevrolet Tahoe	TCS/Consp Violat CS Act	\$ 15,000.00
8	Case# 1809200017765	25-Sep-18	cash	TCS/Consp Violat CS Act	\$ 1,180.00
9	Case# 1808300016300	30-Aug-18	cash	TCS/Consp Violat CS Act	\$ 1,832.00
10	Case# 1808300016305	30-Aug-18	cash	PCS w/Intent to Sell/Consp	\$ 1,412.00
11	Case# 1809040016603	4-Sep-18	cash	PCS w/Intent to Sell/Consp	\$ 1,039.00
12	Case# 1809160017457	16-Sep-18	cash	PCS w/Intent to Sell/Consp	\$ 1,735.00
13	Case# 1910050018839	5-Oct-18	cash	TCS/Consp Violat CS Act	\$ 7,038.00
14	Case# 1810250020236	25-Oct-18	cash	TCS/Consp Violat CS Act	\$ 1,193.00
15	Case# 1810290020538	29-Oct-18	cash	TCS/Consp Violat CS Act	\$ 14,772.00
16	Case# 1811150021625	15-Nov-18	cash	TCS/Consp Violat CS Act	\$ 2,777.00
17	Case# 1812050023100	14-Dec-18	cash	TCS/Consp Violat CS Act	\$ 991.00
18	Case# 1812130023660	13-Dec-18	cash	TCS/Consp Violat CS Act	\$ 20,996.00
19	Case# 1812190024134	18-Dec-18	cash	TCS/Consp Violat CS Act	\$ 8,832.00
20	Case# 1812270024679	27-Dec-18	cash	PCS w/Intent to Sell/Consp	\$ 1,000.00
21	Case#1901020000063	2-Jan-19	cash	PCS w/Intent to Sell/Consp	\$ 3,445.00
22	Case#1902150003302	15-Feb-19	cash	TCS/Consp Violat CS Act	\$ 12,880.00
23	Case# 1902190003617	19-Feb-19	cash	TCS/Consp Violat CS Act	\$ 4,393.00
24	Case# 1901180001235	18-Jan-19	cash	TCS/Consp Violat CS Act	\$ 2,358.00
25	Case# 1902220003810	22-Feb-19	cash	TCS/Consp Violat CS Act	\$ 1,022.00
26	Case# 1903100005037	10-Mar-19	cash	PCS w/Intent to Sell/Consp	\$ 1,043.00
27	Case# 1903130005290	13-Mar-19	cash	TCS/Consp Violat CS Act	\$ 5,421.00
28	Case# 1903210005899	22-Mar-19	cash	TCS/Consp Violat CS Act	\$ 13,408.00

29	Case# 1904090007323	9-Apr-19	cash	TCS/Consp Violat CS Act	\$	8,760.00
30	Case# 1905080009600	8-May-19	cash	TCS/Consp Violat CS Act	\$	42,246.00
31	Case# 1904230008348	23-Apr-19	cash	TCS/Consp Violat CS Act	\$	975.00
32	Case# 1905230010609	23-May-19	cash	TCS/Consp Violat CS Act	\$	1,139.00
33	Case# 1905240010690	24-May-19	cash	TCS/Consp Violat CS Act	\$	800.00
34	Case# 1905290011008	29-May-19	cash	PCS w/Intent to Sell/Consp	\$	2,490.00
35	Case# 1906070011688	7-Jun-19	cash	TCS/Consp Violat CS Act	\$	764.00
36	Case# 1906180012575	18-Jun-19	cash	TCS/Consp Violat CS Act	\$	1,360.00
37	Case# 1906260013130	26-Jun-19	cash	TCS/Consp Violat CS Act	\$	12,906.00
Total Martket Value of Seized Property:					\$	<u>299,800.24</u>

** For additional items of property, please insert additional lines above "total seized"

**Make sure the sum function, totalling Agency's Market Value of Properties is still accurate

PART III – Property Forfeited

☐ Null Reporting for Forfeitures: Check if this agency engaged in no forfeitures during this reporting period.

	Agency's Event ID or Case #	Date of Disposition	Property Type/Description	Amount Forfeited to Agency	Total Amount Paid to Others
1	LVMD Case #3018246505	28-Jun-18	cash	\$ 681.62	
2	LVMD Case # 3018248424	5-Jul-18	cash	\$ 2,860.54	
3	Case# 180319005169	25-Jul-18	cash	\$ 2,934.00	
4	Case# 160429007351	6-Aug-18	cash	\$ 760.00	
5	Case# 160515008313	6-Aug-18	cash	\$ 3,043.93	
6	Case# 180213002859	13-Aug-18	cash	\$ 2,092.00	
7	Case# 180411006698	6-Sep-18	cash	\$ 9,910.00	
8	Case# 171127020676	10-Sep-18	cash	\$ 1,000.00	
9	Case# 180711012988	13-Sep-18	cash	\$ 2,704.00	
10	Case# 180504008315	2-Oct-18	cash	\$ 4,479.00	
11	Case# 170621010692	11-Oct-18	cash	\$ 557.00	
12	Case# 180719013456	15-Oct-18	cash	\$ 876.00	
13	Case# 170607009838	23-Oct-18	cash	\$ 62,934.92	
21	LVMD Case # 3019086183	30-Oct-18	cash	\$ 5,629.84	
14	Case# 180525009817	7-Nov-18	cash	\$ 4,385.00	
15	Case# 180916017457	13-Nov-18	cash	\$ 1,735.00	
16	Case# 180307004375	27-Nov-18	cash	\$ 45,894.00	
17	Case# 180920017765	3-Dec-18	cash	\$ 65,843.00	
18	Case# 180405006254	11-Dec-18	cash	\$ 1,027.00	
19	Case# 180429007936	7-Jan-19	cash	\$ 49,900.00	
20	Case# 180429007953	7-Jan-19	cash	\$ 2,090.00	
21	LVMD Case # 3019167470	26-Feb-19	cash	\$ 12,398.64	
22	Case# 180830016305	4-Mar-19	cash	\$ 1,412.00	
23	Case# 1509240015826		Sale of 2012 Cadillac CTS	\$ 7,600.00	
24	LVMD Case # 3019206523	18-Mar-19	cash	\$ 12,553.90	
25	LVMD Case # 3019206527	18-Mar-19	cash	\$ 4,312.38	
26	Case# 180708012768	8-Apr-19	cash	\$ 3,111.00	
27	Case# 181230023660	8-Apr-19	cash	\$ 16,996.00	

28	Case# 1812050023100	22-Apr-19	cash	\$	991.00	
29	Case# 181115021625	29-Apr-19	cash	\$	2,777.00	
30	Case#1902190003617	28-May-19	cash	\$	4,393.00	
31	Case#181005018839	28-May-19	cash	\$	7,303.00	
32	Unknown case	24-Jun-19	Sale of 2004 Chevy Avalanche	\$	5,320.00	

Total Amount Forfeited to Agency: \$ 350,504.77

Misc. Forfeiture Revenue:
Total Revenue:

PART IV – Use of Proceeds

☐ Null Reporting for Distributions: Check if this agency engaged in no distributions during this reporting period.

Reasonable Expenses:	
Cost of Seizure	\$ -
Cost of Storage, Maintenance and Disposition of Property	\$ -
Cost of Suit (per reporting period)	\$ 53,849.17
Equitable Sharing with Cooperating Agencies	\$ 12,387.00
Other	

Total Expenses: \$ 66,236.17

Total Funds Available for Distribution: \$ 284,268.60

Type of Account Balance Distribution Deposited Into:	
School District per NRS 179.1187(2)(d)	\$ 40,986.66
Retained by law enforcement agency in their "Fund 281 Forfeiture Account" per NRS 179.1187(1) and NRS 179.118(2)(b)	\$ 243,281.94
State of Nevada – Technological Crime Fund per NRS 179.1233	
Account for Prosecution of Racketeering per NRS 207.500	
State Treasury for Compensation of Victims of Crime per NRS 200.760 and NRS 179.118(2)(d)	
General Fund per NRS 197.118(2)(e)	
County Treasurer per NRS 197.118(2)(f) and NRS 201.351	
Other	

Total Funds Distributed: \$ 284,268.60

REPORT FORM

REPORTING PERIOD – July 1 to June 30

NRS CHAPTER 179 ANNUAL ASSET SEIZURE AND FORFEITURE REPORTING

FISCAL YEAR REPORTING: 2018-2019

PART I – Contact Information

NYE COUNTY DISTRICT ATTORNEY

Law Enforcement Agency:

CHRISTI M. KINDEL

Contact Person:

1520 E. BASIN AVENUE

Mailing Address (line 1):

PAHRUMP, NV 89060

Mailing Address (line 2):

DEPUTY DISTRICT ATTORNEY

Title of Contact Person:

CKINDEL@CO.NYE.NV.US

E-Mail Address:

775-751-7080

Telephone Number:



STATE OF NEVADA
OFFICE OF THE ATTORNEY GENERAL

100 North Cason Street
Carson City, Nevada 89701
(775) 684-1205

PART II – Property Seized

☐ Null Reporting for Seizures: Check if this agency engaged in no seizures during this reporting period.

	Agency's Event ID or Case #	Date Seized	Property Type/Description	Crime Associated with Seizure	Market Value of Property
1	18NY-2468	8/2/2018	\$1100.00 cash	NRS 453.3385	\$1,100.00
2	18NY-2978	9/7/2018	2003 Dodge Ram Truck	NRS 453.3385	\$14,000.00
3	18NY-3178	9/29/2018	2014 Honda Civic	NRS 453.3385	\$4,800.00
4	18NY-1729/1808	10/17/2018	2002 Honda	NRS 453.3385	\$1,000.00
5	18NY03352	10/17/2018	\$1,431.50 cash	NRS 453.3385	\$1,431.50
6	18NY-3853/3494	12/4/2018	327 cash	NRS 453.3385	\$327.00
7	19NY-0632	2/24/2019	1417.81 cash	NRS 453.3385	\$1,417.81
8	19NY-1199	4/12/2019	459 cash	NRS 453.3385	\$459.00
9	19NY-1262	4/18/2019	176 cash	NRS 453.3385	\$176.00
10	19NY-1663	4/25/2019	618 cash	NRS 453.3385	\$618.00
11					
12					
13					
14					
15					
16					
17					
18					
19					
20					

Total Market Value of Seized Property: \$ 25,329.31

** For additional items of property, please insert additional lines above "total seized"

**Make sure the sum function, totalling Agency's Market Value of Properties is still accurate

PART III – Property Forfeited

☐ Null Reporting for Forfeitures: Check if this agency engaged in no forfeitures during this reporting period.

	Agency's Event ID or Case #	Date of Disposition	Property Type/Description	Amount Forfeited to Agency	Total Amount Paid to Others
1	17NY-0863	11/13/2018	400 cash	\$400.00	\$ --
2	18NY-3352	6/26/2019	1431.50 cash	\$1,431.50	
3	18NY-3352	6/25/2019	2002 Honda Accord	\$1,000.00	
4	18NY-3178	5/15/2019	\$2,000 cash Storage fees	\$2,000.00	
5					
6					
7					
8					
9					
10					
11					
12					
13					
14					
15					
16					
17					
18					
19					
20					

Total Amount Forfeited to Agency: \$ 4,831.50

Misc. Forfeiture Revenue:	
Total Revenue:	

PART IV – Use of Proceeds

xxx Null Reporting for Distributions: Check if this agency engaged in no distributions during this reporting period.

Reasonable Expenses:	
Cost of Seizure	
Cost of Storage, Maintenance and Disposition of Property	
Cost of Suit (per reporting period)	
Equitable Sharing with Cooperating Agencies	
Other	

Total Expenses: \$ -

Total Funds Available for Distribution:

Type of Account Balance Distribution Deposited Into:	
School District per NRS 179.1187(2)(d)	
Retained by law enforcement agency in their “___Forfeiture Account” per NRS 179.1187(1) and NRS 179.118(2)(b)	
State of Nevada – Technological Crime Fund per NRS 179.1233	
Account for Prosecution of Racketeering per NRS 207.500	
State Treasury for Compensation of Victims of Crime per NRS 200.760 and NRS 179.118(2)(d)	
General Fund per NRS 197.118(2)(e)	
County Treasurer per NRS 197.118(2)(f) and NRS 201.351	
Other	

Total Funds Distributed: \$ -

REPORT FORM

REPORTING PERIOD – July 1 to June 30

NRS CHAPTER 179 ANNUAL ASSET SEIZURE AND FORFEITURE REPORTING

FISCAL YEAR REPORTING: 2018-2019



STATE OF NEVADA
OFFICE OF THE ATTORNEY GENERAL

100 North Cason Street
Carson City, Nevada 89701
(775) 684-1205

PART I – Contact Information

Pershing County District Attorney's Office

Law Enforcement Agency:

S. Todd Banks

Contact Person:

P.O. Box 299

Lovelock, NV, 89419

Mailing Address (line 1):

Mailing Address (line 2):

Deputy District Attorney

Title of Contact Person:

tbanks@pershingcounty.net

E-Mail Address:

(775) 273-2613

Telephone Number:

PART II – Property Seized

☐ Null Reporting for Seizures: Check if this agency engaged in no seizures during this reporting period.

	Agency's Event ID or Case #	Date Seized	Property Type/Description	Crime Associated with Seizure	Market Value of Property
1	18-CR23549	5/3/2018	U.S. Currency	Transporting a Controlled Substance	\$1,101.00
2					
3	19-CR24841	7/5/2018	U.S. Currency, Vehicle, Firearm	Assault W/deadly Weapon, Poss. C/S	\$16,000.00
4	19-CR24979	8/26/2018	Vehicle	Trafficking a C/S (X3)	\$23,500
5					
6					
7					
8					
9					
10					
11					
12					
13					
14					
15					
16					
17					
18					
19					
20					

Total Market Value of Seized Property: \$ 40,601.00

** For additional items of property, please insert additional lines above "total seized"

**Make sure the sum function, totalling Agency's Market Value of Properties is still accurate

PART III – Property Forfeited

☐ Null Reporting for Forfeitures: Check if this agency engaged in no forfeitures during this reporting period.

	Agency's Event ID or Case #	Date of Disposition	Property Type/Description	Amount Forfeited to Agency	Total Amount Paid to Others
1	18-CR23549	9/18/2018	U.S. Currency	\$0.00	\$1,101
2	19-CR24841	4/18/2019	U.S. Currency	\$0.00	\$1,200
3	19-CR24979	8/14/2019	U.S. Currency (settlement)	\$0	\$11,000
4					
5					
6					
7					
8					
9					
10					
11					
12					
13					
14					
15					
16					
17					
18					
19					
20					

Total Amount Forfeited to Agency: \$ -

Misc. Forfeiture Revenue:	
Total Revenue:	\$0

PART IV – Use of Proceeds

☐ Null Reporting for Distributions: Check if this agency engaged in no distributions during this reporting period.

Reasonable Expenses:	
Cost of Seizure	
Cost of Storage, Maintenance and Disposition of Property	
Cost of Suit (per reporting period)	
Equitable Sharing with Cooperating Agencies	
Other	

Total Expenses: \$ -

Total Funds Available for Distribution: \$ -

Type of Account Balance Distribution Deposited Into:	
School District per NRS 179.1187(2)(d)	
Retained by law enforcement agency in their “___Forfeiture Account” per NRS 179.1187(1) and NRS 179.118(2)(b)	
State of Nevada – Technological Crime Fund per NRS 179.1233	
Account for Prosecution of Racketeering per NRS 207.500	
State Treasury for Compensation of Victims of Crime per NRS 200.760 and NRS 179.118(2)(d)	
General Fund per NRS 197.118(2)(e)	
County Treasurer per NRS 197.118(2)(f) and NRS 201.351	
Other	

Total Funds Distributed: \$ -

REPORT FORM

REPORTING PERIOD – July 1 to June 30

NRS CHAPTER 179 ANNUAL ASSET SEIZURE AND FORFEITURE REPORTING

FISCAL YEAR REPORTING: JULY 1, 2018 - JUNE 30, 2019

PART I – Contact Information

PERSHING COUNTY SHERIFF'S OFFICE

Law Enforcement Agency:

ROCIO PEREZ

Contact Person:

PO BOX 147 LOVELOCK, NV 89419

Mailing Address (line 1):

395 9TH ST. LOVELOCK, NV 89419

Mailing Address (line 2):

ADMINISTRATIVE SECRETARY

Title of Contact Person:

rolivas@pershingcounty.net

E-Mail Address:

775 273-5051

Telephone Number:



STATE OF NEVADA
OFFICE OF THE ATTORNEY GENERAL

100 North Cason Street
Carson City, Nevada 89701
(775) 684-1205

PART III – Property Forfeited

☐ Null Reporting for Forfeitures: Check if this agency engaged in no forfeitures during this reporting period.

	Agency's Event ID or Case #	Date of Disposition	Property Type/Description	Amount Forfeited to Agency	Total Amount Paid to Others
1	18-173	4/18/2019	\$6500.00 US CURRENCY	\$ 6,500.00	
2	18-214	5/10/2019	\$11,000.00 CASHIER'S CHECK	\$ 11,000.00	
3					
4					
5					
6					
7					
8					
9					
10					
11					
12					
13					
14					
15					
16					
17					
18					
19					
20					

Total Amount Forfeited to Agency: \$ 17,500.00

Misc. Forfeiture Revenue:
Total Revenue:

PART IV – Use of Proceeds

☒ Null Reporting for Distributions: Check if this agency engaged in no distributions during this reporting period.

Reasonable Expenses:	
Cost of Seizure	
Cost of Storage, Maintenance and Disposition of Property	
Cost of Suit (per reporting period)	
Equitable Sharing with Cooperating Agencies	
Other	

Total Expenses: \$ -

Total Funds Available for Distribution: \$ 17,500.00

Type of Account Balance Distribution Deposited Into:	
School District per NRS 179.1187(2)(d)	
Retained by law enforcement agency in their "___Forfeiture Account" per NRS 179.1187(1) and NRS 179.118(2)(b)	
State of Nevada – Technological Crime Fund per NRS 179.1233	
Account for Prosecution of Racketeering per NRS 207.500	
State Treasury for Compensation of Victims of Crime per NRS 200.760 and NRS 179.118(2)(d)	
General Fund per NRS 197.118(2)(e)	
County Treasurer per NRS 197.118(2)(f) and NRS 201.351	
Other	

Total Funds Distributed: \$ -

PART II – Property Seized

☒ Null Reporting for Seizures: Check if this agency engaged in no seizures during this reporting period.

	Agency's Event ID or Case #	Date Seized	Property Type/Description	Crime Associated with Seizure	Market Value of Property
1					
2					
3					
4					
5					
6					
7					
8					
9					
10					
11					
12					
13					
14					
15					
16					
17					
18					
19					
20					

Total Market Value of Seized Property: \$

** For additional items of property, please insert additional lines above "total seized"

**Make sure the sum function, totalling Agency's Market Value of Properties is still accurate

REPORT FORM

REPORTING PERIOD – July 1 to June 30



NRS CHAPTER 179 ANNUAL ASSET

SEIZURE AND FORFEITURE REPORTING OFFICE OF THE ATTORNEY GENERAL

FISCAL YEAR REPORTING: 2019

100 North Cason Street

1 City, Nevada 89701

(775) 684-1205

PART I – Contact Information

Law Enforcement Agency: Reno Police Department

Contact Person: Bridget Pincolini

Mailing Address (line 1): P.O. Box 1900

Mailing Address (line 2): Reno, NV 89505

Title of Contact Person: Administrative Services Manager

E-Mail Address: pincolini@reno.gov

Telephone Number: 775-334-3848

PART II – Property Seized

☐

Null Reporting for Seizures: Check if this agency engaged in no seizures during this reporting period.

		Agency's Event ID or Case #	Date Seized	Property Type/Description	Market Value of Property
1	DEA	18-DEA-643602	07/23/2018	\$8,180.00 U.S. Currency	8,180.00

2	DEA	18-DEA-643677	07/24/2018	\$61,040.00 U.S. Currency	61,040.00
3	DEA	18-DEA-644554	08/21/2018	\$10,000.00 U.S. Currency	10,000.00
4	DEA	18-DEA-645528	09/24/2018	\$73,360.00 U.S. Currency	73,360.00
5	DEA	18-DEA-645689	08/20/2018	\$86,910.00 U.S. Currency	86,910.00
6	DEA	19-DEA-645743	10/02/2018	\$27,400.00 U.S. Currency	27,400.00
7	DEA	19-DEA-645916	10/09/2018	\$53,425.00 U.S. Currency	53,425.00
8	DEA	19-DEA-646314	10/22/2018	\$25,000.00 U.S. Currency	25,000.00
9	DEA	19-DEA-646881	10/22/2018	\$58,580.00 U.S. Currency	58,580.00
10	DEA	19-DEA-646893	11/13/2018	\$82,000.00 U.S. Currency	82,000.00
11	DEA	19-DEA-647156	11/19/2018	\$19,000.00 U.S. Currency	19,000.00
12	DEA	19-DEA-647157	11/20/2018	\$51,860.00 U.S. Currency	51,860.00
13	DEA	19-DEA-647229	11/27/2018	\$30,000.00 U.S. Currency	30,000.00
14	DEA	19-DEA-647905	12/18/2018	\$30,200.00 U.S. Currency	30,200.00
15	DEA	19-DEA-648278	01/10/2019	\$92,285.00 U.S. Currency	92,285.00
16	DEA	19-DEA-648966	01/24/2019	\$16,000.00 U.S. Currency	16,000.00
17	DEA	19-DEA-649187	02/12/2019	\$15,000.00 U.S. Currency	15,000.00
18	DEA	19-DEA-649476	02/07/2019	\$318,360.00 U.S. Currency	318,360.00
19	DEA	19-DEA-649973	03/12/2019	\$179,980.00 U.S. Currency	179,980.00
20	DEA	19-DEA-650408	03/26/2019	\$65,000.00 U.S. Currency	65,000.00
21	DEA	19-DEA-650861	03/28/2019	\$27,190.00 U.S. Currency	27,190.00
22	DEA	19-DEA-651174	04/23/2019	\$28,320.00 U.S. Currency	28,320.00
23	DEA	19-DEA-651662	04/25/2019	\$14,880.00 U.S. Currency	14,880.00
24	DEA	19-DEA-651685	04/29/2019	\$13,582.00 U.S. Currency	13,582.00
25	DEA	19-DEA-651739	05/07/2019	\$161,973.00 U.S. Currency	161,973.00
26	DEA	19-DEA-651912	05/14/2019	\$30,020.00 U.S. Currency	30,020.00
27	DEA	19-DEA-651913	05/14/2019	Financial Instrument - Money Order - Value = \$5	5,875.00
28	DEA	19-DEA-652528	05/30/2019	\$128,320.00 U.S. Currency	128,320.00
29	DEA	19-DEA-653451	06/24/2019	\$42,600.00 U.S. Currency	42,600.00
30	RPD	18-13624	7/30/2018	Currency	\$ 7,484.00
31	RPD	18-14019	7/30/2018	Currency	\$ 3,957.00
32	RPD	18-14153	7/30/2018	Currency	\$ 780.00
33	RPD	18-14115	7/30/2018	Currency	\$ 1,987.00
34	RPD	18-16294	8/9/2018	Currency	\$ 983.00
35	RPD	18-16782	9/6/2018	Currency	\$ 12,910.91
36	RPD	18-14945	9/13/2018	Currency	\$ 2,270.00
37	RPD	18-18134	9/13/2018	Currency	\$ 1,404.00
38	RPD	18-17027	9/13/2018	Currency	\$ 973.00
39	RPD	18-15821	9/13/2018	Currency	\$ 3,157.00
40	RPD	18-16617	9/13/2018	Currency	\$ 415.00
41	RPD	18-18968	9/13/2018	Currency	\$ 560.00
42	RPD	18-18884	9/13/2018	Currency	\$ 487.00
43	RPD	18-17210	9/13/2018	Currency	\$ 1,145.00

Federal
1,756,340.00

44	RPD	18-19725	9/26/2018	Currency	\$ 801.00
45	RPD	18-19644	9/26/2018	Currency	\$ 3,377.00
46	RPD	18-19837	10/5/2018	Currency	\$ 1,189.00
47	RPD	18-20928	10/18/2018	Currency	\$ 8,794.00
48	RPD	18-21056	10/18/2018	Currency	\$ 766.00
49	RPD	18-20837	10/18/2018	Currency	\$ 322.00
50	RPD	18-18093	10/18/2018	Currency	\$ 725.00
51	RPD	18-22121	10/24/2018	Currency	\$ 8,789.00
52	RPD	18-19116	10/24/2018	Currency	\$ 1,053.00
53	RPD	18-22463	10/24/2018	Currency	\$ 1,042.76
54	RPD	18-22325	10/22/2018	Currency	\$ 58,580.00
55	RPD	18-25656	1/3/2019	Currency	\$ 2,504.00
56	RPD	18-26173	1/3/2019	Currency	\$ 753.00
57	RPD	18-26562	1/3/2019	Currency	\$ 4,541.00
58	RPD	18-19328	1/3/2019	Currency	\$ 1,453.00
59	RPD	18-23686	1/3/2019	Currency	\$ 1,140.00
60	RPD	18-25718	1/3/2019	Currency	\$ 422.00
61	RPD	18-26034	1/3/2019	Currency	\$ 7,850.79
62	RPD	18-26731	1/3/2019	Currency	\$ 1,093.00
63	RPD	19-740	1/17/2019	Currency	\$ 330.00
64	RPD	19-2187	2/6/2019	Currency	\$ 54,859.00
65	RPD	19-1862	2/6/2019	Currency	\$ 1,117.00
66	RPD	19-1061	2/6/2019	Currency	\$ 1,767.00
67	RPD	19-1662	2/6/2019	Currency	\$ 700.00
68	RPD	19-1516	2/6/2019	Currency	\$ 9,130.00
69	RPD	19-2627	2/14/2019	Currency	\$ 6,137.00
70	RPD	19-2042	2/14/2019	Currency	\$ 1,873.00
71	RPD	19-2819	2/14/2019	Currency	\$ 300.00
72	RPD	18-26094	2/14/2019	Currency	\$ 741.00
73	RPD	19-2717	3/7/2019	Currency	\$ 3,583.00
74	RPD	19-2173	3/7/2019	Currency	\$ 473.00
75	RPD	19-3203	3/7/2019	Currency	\$ 306.00
76	RPD	19-3526	3/7/2019	Currency	\$ 438.00
77	RPD	19-3716	3/7/2019	Currency	\$ 1,254.00
78	RPD	19-3977	3/7/2019	Currency	\$ 431.00
79	RPD	19-4948	3/18/2019	Currency	\$ 464.00
80	RPD	18-26158	3/18/2019	Currency	\$ 947.00
81	RPD	19-5678	4/17/2019	Currency	\$ 4,100.00
82	RPD	19-2717	5/20/2019	Currency	\$ 1,724.51
83	RPD	19-7342	5/20/2019	Currency	\$ 3,014.00
84	RPD	19-5948	5/20/2019	Currency	\$ 789.00
85	RPD	19-8314	5/20/2019	Currency	\$ 1,521.00
86	RPD	19-7342	5/20/2019	Currency	\$ 674.00

[illegible]

\$0.00

PART III – Property Forfeited

☐

Null Reporting for Forfeitures: Check if this agency engaged in no forfeitures during this reporting period.

		Agency's Event ID or Case #	Date of Disposition	Property Type/Description	Total Amount	RPD Share	Paid to Other Agencies	
1	DEA	18-DEA-635511	08/21/2018	US Currency	\$12,000.00	\$2,340.00	\$9,660.00	
2	DEA	18-DEA-641189	12/07/2018	US Currency	\$20,320.00	\$3,962.40	\$16,357.60	
3	DEA	18-DEA-638235	12/10/2018	US Currency	\$15,240.00	\$2,289.30	\$12,950.70	
4	DEA	18-DEA-637296	12/11/2018	US Currency	\$754,294.00	\$147,087.33	\$607,206.67	
5	DEA	18-DEA-637293	12/12/2018	US Currency	\$140,020.00	\$27,303.90	\$112,716.10	
6	DEA	18-DEA-639582	12/12/2018	US Currency	\$36,850.00	\$7,185.75	\$29,664.25	
7	DEA	18-DEA-641180	02/07/2019	US Currency	\$32,000.00	\$5,600.00	\$26,400.00	
8	FBI	17-FBI-002903	02/08/2019	US Currency	\$15,032.00	\$1,503.20	\$13,528.80	
9	DEA	18-DEA-638162	02/08/2019	US Currency	\$101,520.00	\$17,766.00	\$83,754.00	
10	DEA	18-DEA-641097	04/23/2019	US Currency	\$186,170.00	\$31,765.26	\$154,404.74	
11	DEA	18-DEA-638991	05/09/2019	US Currency	\$202,010.00	\$25,952.06	\$176,057.94	
12	DEA	18-DEA-640470	05/09/2019	US Currency	\$34,940.00	\$4,095.00	\$30,845.00	
13	DEA	15-DEA-606464	06/24/2019	US Currency	\$141,200.00	\$20,124.00	\$121,076.00	FEDERAL
14	DEA	15-DEA-615338	06/24/2019	US Currency	\$4,200.00	\$544.63	\$3,655.37	RPD REVENUE
15	RPD	RP18-5598	7/17/2018	US Currency	\$740.00	\$740.00	\$0.00	\$297,518.83
16	RPD	RP18-9357	7/17/2018	2009 Lexus	\$0.00	\$0.00	\$0.00	
17	RPD	RP18-8438	7/20/2018	US Currency	\$689.00	\$689.00	\$0.00	
18	RPD	RP17-23939	7/23/2018	US Currency	\$285.00	\$285.00	\$0.00	
19	RPD	RP18-23939	7/26/2018	2007 Infiniti G35	\$0.00	\$0.00	\$0.00	
20	RPD	RP18-23939	7/26/2018	2008 Chevy Malibu	\$0.00	\$0.00	\$0.00	
21	RPD	RP18-10981	8/7/2018	US Currency	\$1,925.00	\$500.00	\$1,425.00	
22	RPD	RP17-23939	8/6/2018	US Currency	\$7,004.00	\$7,004.00	\$0.00	
23	RPD	RP18-766	8/8/2018	US Currency	\$652.00	\$352.00	\$300.00	
24	RPD	RP18-8848	8/17/2018	US Currency	\$11,412.00	\$11,412.00	\$0.00	
25	RPD	RP18-8352	9/4/2018	US Currency	\$575.00	\$575.00	\$0.00	
26	RPD	RP18-9168	9/5/2018	US Currency	\$1,850.00	\$1,850.00	\$0.00	
27	RPD	RP18-11410	9/10/2018	US Currency	\$947.00	\$947.00	\$0.00	
28	RPD	RP18-7449	9/12/2018	US Currency	\$426.00	\$426.00	\$0.00	
29	RPD	RP18-3995	9/24/2018	US Currency	\$662.00	\$300.00	\$362.00	
30	RPD	RP18-10453	9/24/2018	US Currency	\$376.00	\$376.00	\$0.00	
31	RPD	RP18-10920	9/18/2018	US Currency	\$1,753.00	\$877.00	\$876.00	
32	RPD	RP18-4929	10/18/2018	US Currency	\$6,088.00	\$6,088.00	\$0.00	
33	RPD	RP18-16782	11/5/2018	2014 Buick	\$0.00	\$0.00	\$0.00	
34	RPD	RP18-16782	11/5/2018	US Currency	\$12,910.91	\$12,910.91	\$0.00	
35	RPD	RP18-14153	11/15/2018	US Currency	\$780.00	\$400.00	\$380.00	
36	RPD	RP18-11479	11/21/2018	US Currency	\$1,461.00	\$1,461.00	\$0.00	

					\$1,823,472.91	\$420,619.74	\$ 1,402,853.17
				Total Amount Forfeited to Agency:			
				Misc. Forfeiture Revenue:			
				Total Revenue:	\$ 420,619.74		

PART IV – Use of Proceeds

☐

Null Reporting for Distributions: Check if this agency engaged in no distributions during this reporting period.

Reasonable Expenses:

Cost of Seizure		
Cost of Storage, Maintenance and Disposition of Property		
Cost of Suit (per reporting period)		
Equitable Sharing with Cooperating Agencies		
Other	Ads and titles	
		Total Expenses:

Total Funds Available for Distribution: \$ 420,619.74

Type of Account Balance Distribution Deposited Into:

School District per NRS 179.1187(2)(d)	
Retained by law enforcement agency in their "State & Federal Forfeiture Account" per NRS 179.1187(1) and NRS 179.118(2)(b)	
State of Nevada – Technological Crime Fund per NRS 179.1233	
Account for Prosecution of Racketeering per NRS 207.500	
State Treasury for Compensation of Victims of Crime per NRS 200.760 and NRS 179.118(2)(d)	
General Fund per NRS 197.118(2)(e)	
County Treasurer per NRS 197.118(2)(f) and NRS 201.351	
Other	
FY19	Total Funds Distributed: \$ 420,619.74

\$420,619.74 \$ 420,619.74

REPORT FORM

REPORTING PERIOD – July 1 to June 30

NRS CHAPTER 179 ANNUAL ASSET SEIZURE AND FORFEITURE REPORTING

FISCAL YEAR REPORTING: 18-19



STATE OF NEVADA
OFFICE OF THE ATTORNEY GENERAL

100 North Cason Street
Carson City, Nevada 89701
(775) 684-1205

PART I – Contact Information

Reno-Tahoe Airport Authority Police
Law Enforcement Agency:

Kevin Field
Contact Person:

2770 Vassar St
Mailing Address (line 1):

Mailing Address (line 2):

Chief of Police
Title of Contact Person:

kfield@renoairport.com
E-Mail Address:

775-328-6471
Telephone Number:

PART II – Property Seized

☐ Null Reporting for Seizures: Check if this agency engaged in no seizures during this reporting period.

	Agency's Event ID or Case #	Date Seized	Property Type/Description	Crime Associated with Seizure	Market Value of Property
1	18-000406	10/2/2018	US Currency	Felony Warrant	\$ 27,400.00
2					
3					
4					
5					
6					
7					
8					
9					
10					
11					
12					
13					
14					
15					
16					
17					
18					
19					
20					

Total Market Value of Seized Property: 27,400

** For additional items of property, please insert additional lines above "total seized"

**Make sure the sum function, totalling Agency's Market Value of Properties is still accurate

PART III – Property Forfeited

☐ Null Reporting for Forfeitures: Check if this agency engaged in no forfeitures during this reporting period.

	Agency's Event ID or Case #	Date of Disposition	Property Type/Description	Amount Forfeited to Agency	Total Amount Paid to Others
1	16-DEA-620824	10/18/19	Financial Instrument - Gift Cards and Certificates - Value = \$8,841.00	\$ 3,091.46	\$ 29,608.54
2					
3					
4					
5					
6					
7					
8					
9					
10					
11					
12					
13					
14					
15					
16					
17					
18					
19					
20					

Total Amount Forfeited to Agency: \$ 3,091.46

Misc. Forfeiture Revenue:	
Total Revenue:	\$ 27,400.00

PART IV – Use of Proceeds

☒ Null Reporting for Distributions: Check if this agency engaged in no distributions during this reporting period.

Reasonable Expenses:	
Cost of Seizure	
Cost of Storage, Maintenance and Disposition of Property	
Cost of Suit (per reporting period)	
Equitable Sharing with Cooperating Agencies	
Other	

Total Expenses: \$ -

Total Funds Available for Distribution: \$ 30,491.46

Type of Account Balance Distribution Deposited Into:	
School District per NRS 179.1187(2)(d)	\$ -
Retained by law enforcement agency in their “___Forfeiture Account” per NRS 179.1187(1) and NRS 179.118(2)(b)	\$ 16,625.38
State of Nevada – Technological Crime Fund per NRS 179.1233	\$ -
Account for Prosecution of Racketeering per NRS 207.500	\$ -
State Treasury for Compensation of Victims of Crime per NRS 200.760 and NRS 179.118(2)(d)	\$ -
General Fund per NRS 197.118(2)(e)	\$ -
County Treasurer per NRS 197.118(2)(f) and NRS 201.351	\$ -
Other	\$ -

Total Funds Distributed: \$ 16,625.38

REPORT FORM

REPORTING PERIOD – July 1 to June 30

NRS CHAPTER 179 ANNUAL ASSET SEIZURE AND FORFEITURE REPORTING

FISCAL YEAR REPORTING: July 1, 2018 - June 30, 2019

PART I – Contact Information

Office of the Secretary of State

Law Enforcement Agency: _____

Erin Houston
Contact Person: _____

2250 Las Vegas Blvd. North, Suite 400
Mailing Address (line 1): _____

North Las Vegas, NV 89030
Mailing Address (line 2): _____

Deputy Secretary of State for Securities/Securities Administrator
Title of Contact Person: _____

ehouston@sos.nv.gov
E-Mail Address: _____

702-486-6982
Telephone Number: _____



STATE OF NEVADA
OFFICE OF THE ATTORNEY GENERAL

100 North Cason Street
Carson City, Nevada 89701
(775) 684-1205

PART II – Property Seized

☒ Null Reporting for Seizures: Check if this agency engaged in no seizures during this reporting period.

	Agency's Event ID or Case #	Date Seized	Property Type/Description	Crime Associated with Seizure	Market Value of Property
1					
2					
3					
4					
5					
6					
7					
8					
9					
10					
11					
12					
13					
14					
15					
16					
17					
18					
19					
20					

Total Market Value of Seized Property: \$ -

** For additional items of property, please insert additional lines above "total seized"

** Make sure the sum function, totalling Agency's Market Value of Properties is still accurate

PART III – Property Forfeited

☒ Null Reporting for Forfeitures: Check if this agency engaged in no forfeitures during this reporting period.

	Agency's Event ID or Case #	Date of Disposition	Property Type/Description	Amount Forfeited to Agency	Total Amount Paid to Others
1					
2					
3					
4					
5					
6					
7					
8					
9					
10					
11					
12					
13					
14					
15					
16					
17					
18					
19					
20					

Total Amount Forfeited to Agency: \$ -

Misc. Forfeiture Revenue:	
Total Revenue:	

PART IV – Use of Proceeds

☒ Null Reporting for Distributions: Check if this agency engaged in no distributions during this reporting period.

Reasonable Expenses:	
Cost of Seizure	
Cost of Storage, Maintenance and Disposition of Property	
Cost of Suit (per reporting period)	
Equitable Sharing with Cooperating Agencies	
Other	

Total Expenses: \$ -

Total Funds Available for Distribution: \$ -

Type of Account Balance Distribution Deposited Into:	
School District per NRS 179.1187(2)(d)	
Retained by law enforcement agency in their "___Forfeiture Account" per NRS 179.1187(1) and NRS 179.118(2)(b)	
State of Nevada – Technological Crime Fund per NRS 179.1233	
Account for Prosecution of Racketeering per NRS 207.500	
State Treasury for Compensation of Victims of Crime per NRS 200.760 and NRS 179.118(2)(d)	
General Fund per NRS 197.118(2)(e)	
County Treasurer per NRS 197.118(2)(f) and NRS 201.351	
Other	

Total Funds Distributed: \$ -

REPORT FORM

REPORTING PERIOD – July 1 to June 30

NRS CHAPTER 179 ANNUAL ASSET SEIZURE AND FORFEITURE REPORTING

FISCAL YEAR REPORTING: July 1, 2018 - June 30, 2019



STATE OF NEVADA
OFFICE OF THE ATTORNEY GENERAL

100 North Cason Street
Carson City, Nevada 89701
(775) 684-1205

PART I – Contact Information

Law Enforcement Agency: Sparks Police Department

Contact Person: Chris Crawforth

Mailing Address (line 1): 1701 E. Prater Way

Mailing Address (line 2): Sparks, NV 89434

Title of Contact Person: Deputy Chief

E-Mail Address: ccrawforth@cityofsparks.us

Telephone Number: 775-353-2225 x5539

PART II – Property Seized

☐ Null Reporting for Seizures: Check if this agency engaged in no seizures during this reporting period.

Agency's Event ID or Case #	Date Seized	Property Type/Description	Crime Associated with Seizure	Market Value of Property
18-5431	7/1/2018	U.S. Currency	PCS (NRS 453.336.2)	\$ 9.59
18-5599	7/6/2018	U.S. Currency	Unlawful Possession of Handgun	\$ 1,417.00
18-5713	7/11/2018	U.S. Currency	Found Property	\$ 3.85
18-5922	7/18/2018	U.S. Currency	Attempted Homicide	\$ 18.77
18-6053	7/21/2018	U.S. Currency	BDW	\$ 535.25
18-6233	7/28/2018	U.S. Currency	Assault & Battery	\$ 456.00
18-6320	7/31/2018	U.S. Currency	Found Property	\$ 1.00
18-6343	7/31/2018	U.S. Currency	Trafficking (NRS 453.3385)	\$ 880.00
18-6774	8/14/2018	U.S. Currency	PCS (NRS 453.336.2)	\$ 920.00
18-6778	8/7/2018	U.S. Currency	Found Property	\$ 3.39
18-7223	8/28/2018	U.S. Currency	Found Property	\$ 246.10
18-7338	8/18/2018	U.S. Currency	Found Property	\$ 3.40
18-7361	9/2/2018	U.S. Currency	Vehicle Burglary	\$ 1.00
18-7182	8/27/2018	U.S. Currency	Trafficking (NRS 453.3385)	\$ 1,504.00
18-7509	9/6/2018	U.S. Currency	PCS (NRS 453.336.2)	\$ 2,976.00
18-8010	9/22/2018	U.S. Currency	BDW	\$ 61.00
18-8017	9/22/2018	U.S. Currency	Property Damage	\$ 115.00
18-8241	9/29/2018	U.S. Currency	Commercial Burglary	\$ 2.00
18-8532	10/7/2018	U.S. Currency	PCS (NRS 453.336.2)	\$ 1.31
18-8772	10/17/2018	U.S. Currency	Trafficking (NRS 453.3385)	\$ 410.00
18-8826	10/18/2018	U.S. Currency	Traffic Accident	\$ 3.00
18-8928	10/21/2018	U.S. Currency	PCS (NRS 453.336.2)	\$ 102.00
18-9048	10/26/2018	U.S. Currency	Vehicle Burglary	\$ 1.00
18-9066	10/26/2018	U.S. Currency	BDW	\$ 5.00
18-9144	10/28/2018	U.S. Currency	Home Invasion	\$ 300.00
18-9976	11/24/2018	U.S. Currency	BDW	\$ 56.00
18-10003	11/25/2018	U.S. Currency	Vehicle Burglary	\$ 3.51
18-10258	12/4/2018	U.S. Currency	BDW	\$ 200.00

possibly c

	18-10644	12/16/2018	U.S. Currency	Found Property	\$	181.00
	18-10954	12/26/2018	U.S. Currency	GTA	\$	105.00
	18-11042	12/29/2018	U.S. Currency	Trespassing	\$	9.30
	18-11087	12/30/2018	U.S. Currency	Found Property	\$	10.00
	19-209	1/7/2019	U.S. Currency	Found Property	\$	3.00
	19-214	1/7/2019	U.S. Currency	Found Property	\$	2.00
	19-393	1/14/2019	U.S. Currency	Found Property	\$	3.00
	19-488	1/17/2019	U.S. Currency	Recovered Stolen Vehicle	\$	79.00
	19-499	1/17/2019	U.S. Currency	Found Property	\$	37.27
	19-969	1/31/2019	U.S. Currency	PCS	\$	41.00
	19-1599	2/21/2019	U.S. Currency	Death Investigation	\$	30.00
	19-1797	2/27/2019	U.S. Currency	Vehicle Burglary	\$	1.49
	19-1802	2/25/2019	U.S. Currency	Found Property	\$	0.01
	19-1810	2/27/2019	U.S. Currency	Found Property	\$	0.75
	19-1827	2/28/2019	U.S. Currency	PCS (NRS 453.336.2)	\$	10.00
	19-2549	3/23/2019	U.S. Currency	Ex-Felon Possession of Firearm	\$	1.00
	19-2842	4/2/2019	U.S. Currency	PCS	\$	1,500.00
	19-2900	4/4/2019	U.S. Currency	Ex-Felon Possession of Firearm	\$	271.00
	19-3107	4/10/2019	U.S. Currency	PCS	\$	733.00
	19-3107	4/10/2019	U.S. Currency	PCS	\$	506.00
	19-3212	4/14/2019	U.S. Currency	Vehicle Burglary	\$	20.56
	19-4148	5/16/2019	U.S. Currency	PCS	\$	4,071.00
	19-4471	5/25/2019	U.S. Currency	PCS (NRS 453.336.2)	\$	3,822.00
	19-4794	6/5/2019	U.S. Currency	Death Investigation	\$	773.46
	19-4802	6/5/2019	U.S. Currency	Confiscated Property	\$	172.54
	19-4858	6/6/2019	U.S. Currency	PCS	\$	3,880.00
	19-4894	6/8/2019	U.S. Currency	Reckless Discharge of Firearm	\$	3.00
	19-5053	6/12/2019	U.S. Currency	Pandering	\$	238.78
	19-5098	6/14/2019	U.S. Currency	PCS	\$	415.00
	19-5270	6/19/2019	U.S. Currency	Unlawful Possession of Handgun	\$	3,823.00
	19-5311	6/20/2019	U.S. Currency	PSP	\$	747.49
	19-5312	6/20/2019	U.S. Currency	Unlawful Possession of Handgun	\$	2,025.00
	19-5450	6/25/2019	U.S. Currency	PCS	\$	1,954.00
	19-5558	6/28/2019	U.S. Currency	Commercial Burglary	\$	100.00

				Total Martket Value of Seized Property:	\$ 35,804.82

** For additional items of property, please insert additional lines above "total seized"

**Make sure the sum function, totalling Agency's Market Value of Properties is still accurate

PART III – Property Forfeited

Null Reporting for Forfeitures: Check if this agency engaged in no forfeitures during this reporting period.

☐

	Agency's Event ID or Case #	Date of Disposition	Property Type/Description	Amount Forfeited to Agency	Total Amount Paid to Others
1	15-1383	4/9/2019	U.S. Currency	\$1,412.00	\$ -
2	18-7182	4/11/2019	U.S. Currency	\$ 1,502.00	\$ -
3	17-5357	7/23/2018	U.S. Currency	\$ 302.00	\$ -
4	18-1487	4/11/2019	U.S. Currency	\$ 882.00	\$ -
5	18-1261	11/29/2018	U.S. Currency	\$ 1,090.00	\$ -
6					
7					
8					
9					
10					
11					
12					
13					
14					
15					
16					
17					
18					
19					
20	Total Amount Forfeited to Agency: \$				5,188.00

Misc. Forfeiture Revenue:	
Total Revenue:	

PART IV – Use of Proceeds

Null Reporting for Distributions: Check if this agency engaged in no distributions during this reporting period.

☐

son				
Cost of Seizure			\$	-
Cost of Storage, Maintenance and Disposition of Property			\$	-
Cost of Suit (per reporting period)			\$	55.00
Equitable Sharing with Cooperating Agencies			\$	1,830.90
Other				
			Total Expenses: \$	1,885.90
			Total Funds Available for Distribution: \$	3,302.10

Type of Account Balance Distribution Deposited Into:				
School District per NRS 179.1187(2)(d)				
ined			\$	3,302.10
State of Nevada – Technological Crime Fund per NRS 179.1233				
Account for Prosecution of Racketeering per NRS 207.500				
e				
General Fund per NRS 197.118(2)(e)				
County Treasurer per NRS 197.118(2)(f) and NRS 201.351				
Other				
			Total Funds Distributed: \$	3,302.10

REPORT FORM

REPORTING PERIOD – July 1 to June 30

NRS CHAPTER 179 ANNUAL ASSET SEIZURE AND FORFEITURE REPORTING

FISCAL YEAR REPORTING: FY2020



STATE OF NEVADA
OFFICE OF THE ATTORNEY GENERAL

100 North Cason Street
Carson City, Nevada 89701
(775) 684-1205

PART I – Contact Information

Law Enforcement Agency: Storey County Sheriff's Office/SCDA

Contact Person: Det. Sgt. John-Michael Mendoza

Mailing Address (line 1): 205 South C Street, POB 498 - SCSO
Virginia City NV 89440

Mailing Address (line 2): 201 South C Street, POB 496 - SCDA
Virginia City NV 89440

Title of Contact Person: Detective Sergeant

E-Mail Address: jmendoza@storeycounty.org

Telephone Number: 775-847-0959

PART II – Property Seized

☒ Null Reporting for Seizures: Check if this agency engaged in no seizures during this reporting period.

	Agency's Event ID or Case #	Date Seized	Property Type/Description	Crime Associated with Seizure	Market Value of Property
1					
2					
3					
4					
5					
6					
7					
8					
9					
10					
11					
12					
13					
14					
15					
16					
17					
18					
19					
20					

Total Market Value of Seized Property: \$ -

** For additional items of property, please insert additional lines above "total seized"

**Make sure the sum function, totalling Agency's Market Value of Properties is still accurate

PART III – Property Forfeited

☒ Null Reporting for Forfeitures: Check if this agency engaged in no forfeitures during this reporting period.

	Agency's Event ID or Case #	Date of Disposition	Property Type/Description	Amount Forfeited to Agency	Total Amount Paid to Others
1					
2					
3					
4					
5					
6					
7					
8					
9					
10					
11					
12					
13					
14					
15					
16					
17					
18					
19					
20					

Total Amount Forfeited to Agency: \$.

Misc. Forfeiture Revenue:
Total Revenue:

PART IV – Use of Proceeds

☒ Null Reporting for Distributions: Check if this agency engaged in no distributions during this reporting period.

Reasonable Expenses:	
Cost of Seizure	
Cost of Storage, Maintenance and Disposition of Property	
Cost of Suit (per reporting period)	
Equitable Sharing with Cooperating Agencies	
Other	

Total Expenses: \$.

Total Funds Available for Distribution: \$.

Type of Account Balance Distribution Deposited Into:	
School District per NRS 179.1187(2)(d)	
Retained by law enforcement agency in their “___Forfeiture Account” per NRS 179.1187(1) and NRS 179.118(2)(b)	
State of Nevada – Technological Crime Fund per NRS 179.1233	
Account for Prosecution of Racketeering per NRS 207.500	
State Treasury for Compensation of Victims of Crime per NRS 200.760 and NRS 179.118(2)(d)	
General Fund per NRS 197.118(2)(e)	
County Treasurer per NRS 197.118(2)(f) and NRS 201.351	
Other	

Total Funds Distributed: \$.

REPORT FORM

REPORTING PERIOD – *July 1 to June 30*

NRS CHAPTER 179 ANNUAL ASSET SEIZURE AND FORFEITURE REPORTING

FISCAL YEAR REPORTING: FY2020



STATE OF NEVADA
OFFICE OF THE ATTORNEY GENERAL

100 North Cason Street
Carson City, Nevada 89701
(775) 684-1205

PART I – Contact Information

Law Enforcement Agency: Storey County Sheriff's Office/SCDA

Contact Person: Det. Sgt. John-Michael Mendoza

Mailing Address (line 1): 205 South C Street, POB 498 - SCSO
Virginia City NV 89440

Mailing Address (line 2): 201 South C Street, POB 496 - SCDA
Virginia City NV 89440

Title of Contact Person: Detective Sergeant

E-Mail Address: jmendoza@storeycounty.org

Telephone Number: 775-847-0959

PART II – Property Seized

☒ Null Reporting for Seizures: Check if this agency engaged in no seizures during this reporting period.

	Agency's Event ID or Case #	Date Seized	Property Type/Description	Crime Associated with Seizure	Market Value of Property
1					
2					
3					
4					
5					
6					
7					
8					
9					
10					
11					
12					
13					
14					
15					
16					
17					
18					
19					
20					

Total Martket Value of Seized Property: \$

** For additional items of property, please insert additional lines above "total seized"

**Make sure the sum function, totalling Agency's Market Value of Properties is still accurate

PART III – Property Forfeited

☒ Null Reporting for Forfeitures: Check if this agency engaged in no forfeitures during this reporting period.

	Agency's Event ID or Case #	Date of Disposition	Property Type/Description	Amount Forfeited to Agency	Total Amount Paid to Others
1					
2					
3					
4					
5					
6					
7					
8					
9					
10					
11					
12					
13					
14					
15					
16					
17					
18					
19					
20					

Total Amount Forfeited to Agency: \$

Misc. Forfeiture Revenue:
Total Revenue:

PART IV – Use of Proceeds

☒ Null Reporting for Distributions: Check if this agency engaged in no distributions during this reporting period.

Reasonable Expenses:	
Cost of Seizure	
Cost of Storage, Maintenance and Disposition of Property	
Cost of Suit (per reporting period)	
Equitable Sharing with Cooperating Agencies	
Other	

Total Expenses: \$ -

Total Funds Available for Distribution: \$ -

Type of Account Balance Distribution Deposited Into:	
School District per NRS 179.1187(2)(d)	
Retained by law enforcement agency in their “___Forfeiture Account” per NRS 179.1187(1) and NRS 179.118(2)(b)	
State of Nevada – Technological Crime Fund per NRS 179.1233	
Account for Prosecution of Racketeering per NRS 207.500	
State Treasury for Compensation of Victims of Crime per NRS 200.760 and NRS 179.118(2)(d)	
General Fund per NRS 197.118(2)(e)	
County Treasurer per NRS 197.118(2)(f) and NRS 201.351	
Other	

Total Funds Distributed: \$ -

REPORT FORM

REPORTING PERIOD – July 1 to June 30

NRS CHAPTER 179 ANNUAL ASSET SEIZURE AND FORFEITURE REPORTING

FISCAL YEAR REPORTING: July 1, 2018 to June 30, 2019

PART I – Contact Information

University Police Services Southern Command

Law Enforcement Agency:

Brandee Kapanui

Contact Person:

4505 S. Maryland Pkwy.

Mailing Address (line 1):

Las Vegas, NV 89154

Mailing Address (line 2):

Administrative Assistant II

Title of Contact Person:

brandee.kapanui@unlv.edu

E-Mail Address:

(702)895-5783

Telephone Number:



STATE OF NEVADA
OFFICE OF THE ATTORNEY GENERAL

100 North Cason Street
Carson City, Nevada 89701
(775) 684-1205

PART II – Property Seized

☒ Null Reporting for Seizures: Check if this agency engaged in no seizures during this reporting period.

	Agency's Event ID or Case #	Date Seized	Property Type/Description	Crime Associated with Seizure	Market Value of Property
1					
2					
3					
4					
5					
6					
7					
8					
9					
10					
11					
12					
13					
14					
15					
16					
17					
18					
19					
20					

Total Martket Value of Seized Property: \$ -

** For additional items of property, please insert additional lines above "total seized"

**Make sure the sum function, totalling Agency's Market Value of Properties is still accurate

PART III – Property Forfeited

☒ Null Reporting for Forfeitures: Check if this agency engaged in no forfeitures during this reporting period.

	Agency's Event ID or Case #	Date of Disposition	Property Type/Description	Amount Forfeited to Agency	Total Amount Paid to Others
1					
2					
3					
4					
5					
6					
7					
8					
9					
10					
11					
12					
13					
14					
15					
16					
17					
18					
19					
20					

Total Amount Forfeited to Agency: \$

-

Misc. Forfeiture Revenue:

Total Revenue:

PART IV – Use of Proceeds

☒ Null Reporting for Distributions: Check if this agency engaged in no distributions during this reporting period.

Reasonable Expenses:	
Cost of Seizure	
Cost of Storage, Maintenance and Disposition of Property	
Cost of Suit (per reporting period)	
Equitable Sharing with Cooperating Agencies	
Other	

Total Expenses: \$ -

Total Funds Available for Distribution: \$ -

Type of Account Balance Distribution Deposited Into:	
School District per NRS 179.1187(2)(d)	
Retained by law enforcement agency in their “___ Forfeiture Account” per NRS 179.1187(1) and NRS 179.118(2)(b)	
State of Nevada – Technological Crime Fund per NRS 179.1233	
Account for Prosecution of Racketeering per NRS 207.500	
State Treasury for Compensation of Victims of Crime per NRS 200.760 and NRS 179.118(2)(d)	
General Fund per NRS 179.118(2)(e)	
County Treasurer per NRS 179.118(2)(f) and NRS 201.351	
Other	

Total Funds Distributed: \$ -

REPORT FORM

REPORTING PERIOD – July 1 to June 30

NRS CHAPTER 179 ANNUAL ASSET SEIZURE AND FORFEITURE REPORTING

FISCAL YEAR REPORTING: FY 19

PART I – Contact Information

Law Enforcement Agency: University Police Services

Contact Person: Todd Renwick


Mailing Address (line 1): 1664 N Virginia Street - MS 250

Mailing Address (line 2): Reno, NV 89557

Title of Contact Person: Interim Director

E-Mail Address: trenwick@unr.edu

Telephone Number: 775-784-4013



STATE OF NEVADA
OFFICE OF THE ATTORNEY GENERAL

100 North Cason Street
Carson City, Nevada 89701
(775) 684-1205

PART II – Property Seized

☒ Null Reporting for Seizures: Check if this agency engaged in no seizures during this reporting period.

	Agency's Event ID or Case #	Date Seized	Property Type/Description	Crime Associated with Seizure	Market Value of Property
1					
2					
3					
4					
5					
6					
7					
8					
9					
10					
11					
12					
13					
14					
15					
16					
17					
18					
19					
20					

Total Martket Value of Seized Property: \$ -

** For additional items of property, please insert additional lines above "total seized"

**Make sure the sum function, totalling Agency's Market Value of Properties is still accurate

PART III – Property Forfeited

☒ Null Reporting for Forfeitures: Check if this agency engaged in no forfeitures during this reporting period.

	Agency's Event ID or Case #	Date of Disposition	Property Type/Description	Amount Forfeited to Agency	Total Amount Paid to Others
1					
2					
3					
4					
5					
6					
7					
8					
9					
10					
11					
12					
13					
14					
15					
16					
17					
18					
19					
20					

Total Amount Forfeited to Agency: \$ -

Misc. Forfeiture Revenue:	
Total Revenue:	

PART IV – Use of Proceeds

☒ Null Reporting for Distributions: Check if this agency engaged in no distributions during this reporting period.

Reasonable Expenses:	
Cost of Seizure	
Cost of Storage, Maintenance and Disposition of Property	
Cost of Suit (per reporting period)	
Equitable Sharing with Cooperating Agencies	
Other	

Total Expenses: \$ -

Total Funds Available for Distribution: \$ -

Type of Account Balance Distribution Deposited Into:	
School District per NRS 179.1187(2)(d)	
Retained by law enforcement agency in their “___Forfeiture Account” per NRS 179.1187(1) and NRS 179.118(2)(b)	
State of Nevada – Technological Crime Fund per NRS 179.1233	
Account for Prosecution of Racketeering per NRS 207.500	
State Treasury for Compensation of Victims of Crime per NRS 200.760 and NRS 179.118(2)(d)	
General Fund per NRS 197.118(2)(e)	
County Treasurer per NRS 197.118(2)(f) and NRS 201.351	
Other	

Total Funds Distributed: \$ -

REPORT FORM

REPORTING PERIOD – July 1 to June 30

NRS CHAPTER 179 ANNUAL ASSET SEIZURE AND FORFEITURE REPORTING

FISCAL YEAR REPORTING: 2019/2020



STATE OF NEVADA
OFFICE OF THE ATTORNEY GENERAL

100 North Cason Street
Carson City, Nevada 89701
(775) 684-1205

PART I – Contact Information

Law Enforcement Agency: Washoe County Alternative Sentencing

Contact Person: Joe Ingraham

Mailing Address (line 1): 1530 East 6th Street
Reno, NV
89512

Mailing Address (line 2):

Title of Contact Person: Chief

E-Mail Address: jingraham@washoecounty.us

Telephone Number: 775-785-4105

PART II – Property Seized

☒ Null Reporting for Seizures: Check if this agency engaged in no seizures during this reporting period.

	Agency's Event ID or Case #	Date Seized	Property Type/Description	Crime Associated with Seizure	Market Value of Property
1					
2					
3					
4					
5					
6					
7					
8					
9					
10					
11					
12					
13					
14					
15					
16					
17					
18					
19					
20					

Total Market Value of Seized Property: \$ -

** For additional items of property, please insert additional lines above "total seized"

**Make sure the sum function, totalling Agency's Market Value of Properties is still accurate

PART III – Property Forfeited

☒ Null Reporting for Forfeitures: Check if this agency engaged in no forfeitures during this reporting period.

	Agency's Event ID or Case #	Date of Disposition	Property Type/Description	Amount Forfeited to Agency	Total Amount Paid to Others
1					
2					
3					
4					
5					
6					
7					
8					
9					
10					
11					
12					
13					
14					
15					
16					
17					
18					
19					
20					

Total Amount Forfeited to Agency: \$ -

Misc. Forfeiture Revenue:	
Total Revenue:	

PART IV – Use of Proceeds

☒ Null Reporting for Distributions: Check if this agency engaged in no distributions during this reporting period.

Reasonable Expenses:	
Cost of Seizure	
Cost of Storage, Maintenance and Disposition of Property	
Cost of Suit (per reporting period)	
Equitable Sharing with Cooperating Agencies	
Other	

Total Expenses: \$ -

Total Funds Available for Distribution: \$ -

Type of Account Balance Distribution Deposited Into:	
School District per NRS 179.1187(2)(d)	
Retained by law enforcement agency in their “___Forfeiture Account” per NRS 179.1187(1) and NRS 179.118(2)(b)	
State of Nevada – Technological Crime Fund per NRS 179.1233	
Account for Prosecution of Racketeering per NRS 207.500	
State Treasury for Compensation of Victims of Crime per NRS 200.760 and NRS 179.118(2)(d)	
General Fund per NRS 179.118(2)(e)	
County Treasurer per NRS 179.118(2)(f) and NRS 201.351	
Other	

Total Funds Distributed: \$ -

REPORT FORM

REPORTING PERIOD – July 1 to June 30

NRS CHAPTER 179 ANNUAL ASSET SEIZURE AND FORFEITURE REPORTING

FISCAL YEAR REPORTING: FY2018-2019

PART I – Contact Information

Washoe County District Attorney's Office

Law Enforcement Agency:

Victoria Jakubowski

Contact Person:

One South Sierra Street

Mailing Address (line 1):

Reno NV 89501

Mailing Address (line 2):

Fiscal Compliance Officer

Title of Contact Person:

vjakubowski@da.washoecounty.us

E-Mail Address:

(775) 325-6710

Telephone Number:



STATE OF NEVADA
OFFICE OF THE ATTORNEY GENERAL

100 North Cason Street
Carson City, Nevada 89701
(775) 684-1205

PART II – Property Seized

☒ Null Reporting for Seizures: Check if this agency engaged in no seizures during this reporting period.

	Agency's Event ID or Case #	Date Seized	Property Type/Description	Crime Associated with Seizure	Market Value of Property
1					
2					
3					
4					
5					
6					
7					
8					
9					
10					
11					
12					
13					
14					
15					
16					
17					
18					
19					
20					

Total Market Value of Seized Property: \$ -

** For additional items of property, please insert additional lines above "total seized"

**Make sure the sum function, totalling Agency's Market Value of Properties is still accurate

PART III – Property Forfeited

☐ Null Reporting for Forfeitures: Check if this agency engaged in no forfeitures during this reporting period.

	Agency's Event ID or Case #	Date of Disposition	Property Type/Description	Amount Forfeited to Agency	Total Amount Paid to Others
1	CV19-00323	5/10/2019	US Currency	\$ 2,044.00	
2	CV17-01883	7/17/2018	US Currency	\$ 2,654.00	
3	CV17-02270	7/13/2018	US Currency	\$ 1,498.00	
4	CV18-00059	7/23/2018	US Currency	\$ 1,091.00	
5	CV18-01067	7/24/2018	US Currency	\$ 1,100.00	
6	CV18-00069	8/6/2018	US Currency	\$ 1,433.00	
7	CV18-00541	8/8/2018	US Currency	\$ 1,500.00	
8	CV18-01201	8/21/2018	US Currency	\$ 392.00	
9	CV18-00202	9/7/2018	US Currency	\$ 493.00	
10	CV17-01039	9/11/2018	US Currency	\$ 500.00	
11	CV18-01730	10/8/2018	US Currency	\$ 35,000.00	
12	CV17-02206	11/16/2018	US Currency	\$ 2,422.00	
13	CV18-01612	11/26/2018	US Currency	\$ 7,125.00	
14	CV18-00532	11/27/2018	US Currency	\$ 1,141.00	
15	CV18-01613	4/16/2019	US Currency	\$ 1,340.00	
16	CV18-01690	4/22/2019	US Currency	\$ 2,420.00	
17	CV19-00274	4/25/2019	US Currency	\$ 4,023.00	
18	CV19-00203	5/15/2019	US Currency	\$ 5,022.00	
19	CV18-02424	6/14/2019	US Currency	\$ 3,047.00	
20	CV18-02425	6/17/2019	US Currency	\$ 2,000.00	
21	CV18-01068	9/5/2018	US Currency	\$ 1,850.00	
22	CV18-01091	7/17/2018	US Currency	\$ 740.00	
23	CV18-01085	7/17/2018	VEHICLE	\$ 4,725.00	
24	CV18-01058	7/20/2018	US Currency	\$ 689.00	
25	CV18-00635	7/23/2018	US Currency	\$ 285.00	
26	CV18-01481	8/7/2018	US Currency	\$ 500.00	
27	CV18-00636	8/6/2018	US Currency	\$ 7,004.00	
28	CV18-00398	8/8/2018	US Currency	\$ 352.00	

29	CV18-01055	8/17/2018	US Currency	\$	1,412.00	
30	CV18-01064	9/4/2018	US Currency	\$	575.00	
31	CV18-01570	9/10/2018	US Currency	\$	947.00	
32	CV18-00675	9/24/2018	US Currency	\$	300.00	
33	CV18-01558	9/24/2018	US Currency	\$	376.00	
34	CV18-01480	9/18/2018	US Currency	\$	877.00	
35	CV18-01947	11/5/2018	US Currency	\$	12,910.91	
36	CV18-01665	11/15/2018	US Currency	\$	400.00	
37	CV18-01482	11/21/2018	US Currency	\$	1,461.00	
38	CV18-01494	11/28/2018	US Currency	\$	15,038.00	
39	CV18-02224	12/18/2018	US Currency	\$	725.00	
40	CV18-00068	12/17/2018	VEHICLE	\$	497.50	
41	CV19-00208	3/8/2019	US Currency	\$	640.00	
42	CV18-01647	4/4/2019	US Currency	\$	3,957.00	
43	CV19-00374	4/30/2019	US Currency	\$	700.00	
44	CV18-02080	5/15/2019	US Currency	\$	395.00	
45	CV18-02221	5/15/2019	US Currency	\$	8,794.00	
46	CV19-00713	5/15/2019	US Currency	\$	373.00	
47	CV19-00715	5/17/2019	US Currency	\$	3,583.00	
48	CV19-00714	5/30/2019	US Currency	\$	200.00	
49	CV19-00494	6/10/2019	US Currency	\$	741.00	
50	CV19-00719	6/20/2019	US Currency	\$	947.00	
51	CV19-00212	6/20/2019	US Currency	\$	3,450.00	
52	CV19-00210	6/24/2019	US Currency	\$	4,541.00	
53	CV18-00676	10/18/2018	US Currency	\$	6,088.00	

Total Amount Forfeited to Agency: \$ 162,318.41

Misc. Forfeiture Revenue:	
Total Revenue:	\$ -

PART IV – Use of Proceeds

☐ Null Reporting for Distributions: Check if this agency engaged in no distributions during this reporting period.

Reasonable Expenses:	
Cost of Seizure	
Cost of Storage, Maintenance and Disposition of Property	\$ 1,683.55
Cost of Suit (per reporting period)	
Equitable Sharing with Cooperating Agencies	\$ 136,893.56
Other	

Total Expenses: \$ 138,577.11

Total Funds Available for Distribution: \$ 23,741.30

Type of Account Balance Distribution Deposited Into:	
School District per NRS 179.1187(2)(d)	
Retained by law enforcement agency in their “___Forfeiture Account” per NRS 179.1187(1) and NRS 179.118(2)(b)	\$ 23,741.30
State of Nevada – Technological Crime Fund per NRS 179.1233	
Account for Prosecution of Racketeering per NRS 207.500	
State Treasury for Compensation of Victims of Crime per NRS 200.760 and NRS 179.118(2)(d)	
General Fund per NRS 197.118(2)(e)	
County Treasurer per NRS 197.118(2)(f) and NRS 201.351	
Other	

Total Funds Distributed: \$ 23,741.30

REPORT FORM

REPORTING PERIOD – July 1 to June 30

NRS CHAPTER 179 ANNUAL ASSET SEIZURE AND FORFEITURE REPORTING

FISCAL YEAR REPORTING: 2018-2019



STATE OF NEVADA
OFFICE OF THE ATTORNEY GENERAL

100 North Cason Street
Carson City, Nevada 89701
(775) 684-1205

PART I – Contact Information

Washoe County School District Police Department
Law Enforcement Agency:

Detective R.Pape/SGT Lorentzen
Contact Person:

425 East 9th street, Reno NV
Mailing Address (line 1):

Mailing Address (line 2):

Sergeant Detective
Title of Contact Person:

elorentzen@washoeschools.net rcpape@washoeschools.net
E-Mail Address:

775-348-0285
Telephone Number:

PART II – Property Seized

☒ Null Reporting for Seizures: Check if this agency engaged in no seizures during this reporting period.

	Agency's Event ID or Case #	Date Seized	Property Type/Description	Crime Associated with Seizure	Market Value of Property
1					
2					
3					
4					
5					
6					
7					
8					
9					
10					
11					
12					
13					
14					
15					
16					
17					
18					
19					
20					

Total Market Value of Seized Property: \$ -

** For additional items of property, please insert additional lines above "total seized"

**Make sure the sum function, totalling Agency's Market Value of Properties is still accurate

PART III – Property Forfeited

☐ Null Reporting for Forfeitures: Check if this agency engaged in no forfeitures during this reporting period.

	Agency's Event ID or Case #	Date of Disposition	Property Type/Description	Amount Forfeited to Agency	Total Amount Paid to Others
1	18W-00580	10/16/2018	Currency	\$ 320.00	\$ -
2					
3					
4					
5					
6					
7					
8					
9					
10					
11					
12					
13					
14					
15					
16					
17					
18					
19					
20					

Total Amount Forfeited to Agency: \$ 320.00

Misc. Forfeiture Revenue:	
Total Revenue:	\$ -

PART IV – Use of Proceeds

☒ Null Reporting for Distributions: Check if this agency engaged in no distributions during this reporting period.

Reasonable Expenses:	
Cost of Seizure	
Cost of Storage, Maintenance and Disposition of Property	
Cost of Suit (per reporting period)	
Equitable Sharing with Cooperating Agencies	
Other	

Total Expenses: \$ -

Total Funds Available for Distribution: \$ 320.00

Type of Account Balance Distribution Deposited Into:	
School District per NRS 179.1187(2)(d)	x
Retained by law enforcement agency in their “___Forfeiture Account” per NRS 179.1187(1) and NRS 179.118(2)(b)	
State of Nevada – Technological Crime Fund per NRS 179.1233	
Account for Prosecution of Racketeering per NRS 207.500	
State Treasury for Compensation of Victims of Crime per NRS 200.760 and NRS 179.118(2)(d)	
General Fund per NRS 179.118(2)(e)	
County Treasurer per NRS 179.118(2)(f) and NRS 201.351	
Other	

Total Funds Distributed: \$ 320.00



REPORT FORM

REPORTING PERIOD – July 1 to June 30

NRS CHAPTER 179 ANNUAL ASSET SEIZURE AND FORFEITURE REPORTING

FISCAL YEAR REPORTING: FY 2019 - July 1, 2018-June 30, 2019

STATE OF NEVADA
OFFICE OF THE ATTORNEY GENERAL

100 North Cason Street
Carson City, Nevada 89701
(775) 684-1205

PART I – Contact Information

Washoe County Sheriff's Office

Law Enforcement Agency:

Detective Greg Larramendy

Contact Person:

911 Parr Blvd.

Mailing Address (line 1):

Reno, NV. 89512

Mailing Address (line 2):

Detective

Title of Contact Person:

glarramendy@washoecounty.us

E-Mail Address:

775 745 5894

Telephone Number:

PART II – Property Seized

☐ Null Reporting for Seizures: Check if this agency engaged in no seizures during this reporting period.

	Agency's Event ID or Case #	Date Seized	Property Type/Description	Crime Associated with Seizure	Market Value of Property
1	WC18-3514	7/24/2018	CASH	NRS 453.3385	\$7,125.00
2	WC18-3551	7/26/2018	CASH	NRS 453.3385	\$1,340.00
3	WC18-3831	8/9/2018	CASH	NRS 453.3385	\$2,420.00
4	WC18-4008	8/18/2018	CASH	NRS 453.3385	\$61,149.00
5	WC18-4230	8/28/2018	CASH	NRS 453.3385	\$780.00
6	WC18-4454	9/10/2018	CASH	NRS 453.3385	\$1,580.00
7	WC18-4715	9/22/2018	CASH	NRS 453.3385	\$2,226.00
8	WC18-5145	9/7/2018	CASH	NRS 453.3385	\$1,900.00
9	WC18-4986	10/9/2018	CASH	NRS 453.3385	\$322.00
10	WC18-5146	10/19/2018	34" Car Trailer	NRS 453.3385	\$10,000.00
11	WC18-5354	10/29/2018	CASH	NRS 453.3385	\$1,419.00
12	WC18-5357	10/30/2018	CASH	NRS 453.3385	\$3,000.00
13	WC18-5126	11/28/2018	CASH	NRS 453.3385	\$847.00
14	WC18-5817	11/27/2018	CASH	NRS 453.3385	\$523.00
15	WC18-5885	11/30/2018	CASH	NRS 453.3385	\$2,000.00
16	WC18-5885	11/30/2018	CASH	NRS 453.3385	\$3,047.00
17	WC18-5945	12/3/2018	CASH	NRS 453.3385	\$49,485.00
18	WC19-191	1/11/2019	CASH	NRS 453.3385	\$5,022.00
19	WC19-191	1/11/2019	2017 Ford Taurus	NRS 453.3385	\$20,000.00
20	WC19-250	1/13/2019	CASH	NRS 453.3385	\$2,770.00
21	WC19-457	1/23/2019	CASH	NRS 453.3385	\$405.00
22	WC19-589	1/30/2019	CASH	NRS 453.3385	\$4,023.00
23	WC19-610	1/31/2019	CASH	NRS 453.3385	\$2,044.00
24	WC19-787	2/8/2019	CASH	NRS 453.3385	\$412.00
25	WC19-787	2/8/2019	Pace American Trailer	NRS 453.3385	\$4,000.00
26	WC19-787	2/8/2019	2009 Ski Doo Snow Mobile	NRS 453.3385	\$1,000.00
27	WC19-787	2/8/2019	2011 Polaris Snow Mobile	NRS 453.3385	\$1,000.00
28	WC19-787	2/8/2019	2010 Yamaha Snow Mobile	NRS 453.3385	\$2,000.00
29	WC19-923	2/15/2019	CASH	NRS 453.3385	\$2,080.00
30	WC19-1013	2/22/2019	CASH	NRS 453.3385	\$3,960.00
31	WC19-963	2/6/2019	CASH	NRS 453.3385	\$10,000.00
32	WC19-1234	2/6/2019	CASH	NRS 453.3385	\$2,541.00
33	WC19-1387	3/13/2019	CASH	NRS 453.3385	\$620.00
34	WC19-1536	3/21/2019	CASH	NRS 453.3385	\$16,858.00
35	WC19-1712	3/29/2019	CASH	NRS 453.3385	\$1,232.00
36	WC19-1834	4/5/2019	CASH	NRS 453.3385	\$1,000.00
37	WC19-1959	4/21/2019	CASH	NRS 453.3385	\$2,060.00
38	WC19-2624	5/20/2019	CASH	NRS 453.3385	\$2,101.00

39	WC19-2678	5/23/2019	Duel Axel Home Made Trailer	NRS 453.3385	\$5,000.00
40	WC19-2983	6/7/2019	CASH	NRS 453.3385	\$3,220.00
Total Martket Value of Seized Property:					<u>\$242,511.00</u>

** For additional items of property, please insert additional lines above "total seized"

**Make sure the sum function, totalling Agency's Market Value of Properties is still accurate

PART III – Property Forfeited

☐ Null Reporting for Forfeitures: Check if this agency engaged in no forfeitures during this reporting period.

	Agency's Event ID or Case #	Date of Disposition	Property Type/Description	Amount Forfeited to Agency	Total Amount Paid to Others
1	WC17-1110	11/16/2018	cash, 360.00 ATAC, Zeman, Joseph	\$ 324.00	\$ 36.00
2	WC17-1131	11/16/2018	cash, 6860.00 ATAC, Navarro-Garcia, Rafael		\$ 6,860.00
3	WC17-1425	11/16/2018	cash 6985.00, ATAC, Richardson, Kendra		\$ 6,985.00
4	WC17-4053	11/16/2018	cash 408.00, ATAC Zeman, Joseph	\$ 367.20	\$ 40.80
5	WC17-5296	11/16/2018	cash, 805.00 ATAC None listed	\$ 724.50	\$ 80.50
6	RP16-1266	11/16/2018	cash, 713.00 GANG Reed, Morey Gilbert	\$ 49.91	\$ 663.09
7	RP17-21078	11/16/2018	cash, 325.00 GANG Sotelo, David	\$ 22.75	\$ 302.25
8	RP18-1275	11/16/2018	cash, 1671.00 GANG Olivares-Cruz, Omar	\$ 116.97	\$ 1,554.03
9	RP18-6881	11/16/2018	cash, 1419.00 GANG Hale, Ladorian	\$ 99.33	\$ 1,319.67
10	WC16-6300	11/16/2018	cash 685.00 HIDTA Chang, Mai Kia	\$ 128.44	\$ 556.56
11	RP16-21561	11/16/2018	cash 508.00 HIDTA Austeria, Grant Michael	\$ 95.25	\$ 412.75
12	WC17-790	11/16/2018	cash 9780.00 HIDTA Handsbur, Emmanuel	\$ 1,833.75	\$ 7,946.25
13	WC17-827	11/16/2018	cash 1271.00 HIDTA Ku, Daniel	\$ 238.31	\$ 1,032.69
14	WC17-1829	11/16/2018	cash 724.00 HIDTA Trong, David & Walker, Valerie	\$ 135.75	\$ 588.25
15	WC17-1961	11/16/2018	cash 1930.00 HIDTA Durning, Timothy	\$ 361.88	\$ 1,568.13
16	WC17-3922	11/16/2018	cash 5300.00 HIDTA Mande, William & Christy, John		\$ 5,300.00
17	WC17-4045	11/16/2018	cash 833.00 HIDTA Nystrom, David	\$ 156.19	\$ 676.81
18	WC17-5856	11/16/2018	cash 1146.00 HIDTA Gallaga, Lorenzo & Gonzalez, Ch	\$ 214.88	\$ 931.13
19	WC17-4803	11/16/2018	cash 10204.00 HIDTA Blash, Jason	\$ 1,913.25	\$ 8,290.75
20	WC17-5797	11/16/2018	cash 1300.00 HIDTA Bishop, Jabari & Carlsen, Rondua	\$ 120.94	\$ 655.00
21	WC17-6102	11/16/2018	cash 6000.00 HIDTA Short, James		\$ 6,000.00
22	WC17-6477	11/16/2018	cash 711.00 HIDTA Skippergosh, Edward	\$ 133.31	\$ 577.69
23	WC17-6525	11/16/2018	cash 1600.00 HIDTA Jensvold, Tristram	\$ 300.00	\$ 1,300.00
24	WC17-6000	11/16/2018	cash 1433.00 HIDTA Gates, Michael & Vann, Thomas	\$ 268.69	\$ 1,164.31
25	WC17-6704	11/16/2018	cash 1391.00 HIDTA Hanlon, John & Rosenburg, Max	\$ 204.56	\$ 1,486.44
26	WC-18-125	11/16/2018	cash 4200.00 HIDTA Chansombat, James	\$ 787.50	\$ 3,412.50
27	WC18-804	11/16/2018	cash 2640.00 HIDTA Tedesco, Daniel	\$ 495.00	\$ 2,145.00
28	WC18-1321	11/16/2018	cash 1855.00 HIDTA Tiger, Lashuane		\$ 1,855.00

29				
----	--	--	--	--

* funds in Part III are distributed by Washoe County District Attorney's Office based upon interlocal agreements. All funds received 11/16/2018. Lines 1-5 WCSO received 90% from the WCDA. Lines 6-9, WCSO received 7% from the WCDA's office. Lines 10-28 WCSO received 18.75% from the WCDA.

Total Amount Forfeited to Agency: \$	9,092.35	
Misc. Forfeiture Revenue: \$ 2397.98		Interest earned
Total Revenue: \$	11,490.33	

PART IV – Use of Proceeds

☐ Null Reporting for Distributions: Check if this agency engaged in no distributions during this reporting period.

Reasonable Expenses: Beginning Balance \$ 74,281.36	
Cost of Seizure	\$ -
Cost of Storage, Maintenance and Disposition of Property	\$ -
Cost of Suit (per reporting period)	\$ -
Equitable Sharing with Cooperating Agencies	\$ -
Other - WCSO FY 2018/19 expenses for State Drug Forfeitures	\$ 26,740.70
Balance as of 6/30/2019	Total Expenses: \$ 26,740.70
WCSO State Forfeiture Account	Total Funds Available for Distribution: \$ 59,030.99


Type of Account Balance Distribution Deposited Into:	
School District per NRS 179.1187(2)(d)	
Retained by law enforcement agency in their "Restricted fund State Forfeiture Account" per NRS 179.1187(1) and NRS 179.118(2)(b)	\$ 59,030.99
State of Nevada – Technological Crime Fund per NRS 179.1233	
Account for Prosecution of Racketeering per NRS 207.500	
State Treasury for Compensation of Victims of Crime per NRS 200.760 and NRS 179.118(2)(d)	
General Fund per NRS 197.118(2)(e)	
County Treasurer per NRS 197.118(2)(f) and NRS 201.351	
Other -	
Total Funds Distributed: \$ 59,030.99	

REPORT FORM

REPORTING PERIOD – July 1 to June 30

NRS CHAPTER 179 ANNUAL ASSET SEIZURE AND FORFEITURE REPORTING

FISCAL YEAR REPORTING: July 01, 2018-June 30, 2019



STATE OF NEVADA
OFFICE OF THE ATTORNEY GENERAL

100 North Cason Street
Carson City, Nevada 89701
(775) 684-1205

PART I – Contact Information

West Wendover Police Department
Law Enforcement Agency:

Lt. Don Lininger
Contact Person:

P.O. Box 2469 West Wendover Nv 89883
Mailing Address (line 1):

Mailing Address (line 2):

Patrol Lieutenant
Title of Contact Person:

dlininger@westwendovercity.com
E-Mail Address:

775-664-2930
Telephone Number:

PART II – Property Seized

☒ Null Reporting for Seizures: Check if this agency engaged in no seizures during this reporting period.

	Agency's Event ID or Case #	Date Seized	Property Type/Description	Crime Associated with Seizure	Market Value of Property
1					
2					
3					
4					
5					
6					
7					
8					
9					
10					
11					
12					
13					
14					
15					
16					
17					
18					
19					
20					

Total Market Value of Seized Property: \$ -

** For additional items of property, please insert additional lines above "total seized"

**Make sure the sum function, totalling Agency's Market Value of Properties is still accurate

PART III – Property Forfeited

☒ Null Reporting for Forfeitures: Check if this agency engaged in no forfeitures during this reporting period.

	Agency's Event ID or Case #	Date of Disposition	Property Type/Description	Amount Forfeited to Agency	Total Amount Paid to Others
1					
2					
3					
4					
5					
6					
7					
8					
9					
10					
11					
12					
13					
14					
15					
16					
17					
18					
19					
20					

Total Amount Forfeited to Agency: \$ -

Misc. Forfeiture Revenue:	
Total Revenue:	

PART IV – Use of Proceeds

☒ Null Reporting for Distributions: Check if this agency engaged in no distributions during this reporting period.

Reasonable Expenses:	
Cost of Seizure	
Cost of Storage, Maintenance and Disposition of Property	
Cost of Suit (per reporting period)	
Equitable Sharing with Cooperating Agencies	
Other	

Total Expenses: \$ -

Total Funds Available for Distribution: \$ -

Type of Account Balance Distribution Deposited Into:	
School District per NRS 179.1187(2)(d)	
Retained by law enforcement agency in their “___Forfeiture Account” per NRS 179.1187(1) and NRS 179.118(2)(b)	
State of Nevada – Technological Crime Fund per NRS 179.1233	
Account for Prosecution of Racketeering per NRS 207.500	
State Treasury for Compensation of Victims of Crime per NRS 200.760 and NRS 179.118(2)(d)	
General Fund per NRS 197.118(2)(e)	
County Treasurer per NRS 197.118(2)(f) and NRS 201.351	
Other	

Total Funds Distributed: \$ -

REPORT FORM

REPORTING PERIOD – July 1 to June 30

NRS CHAPTER 179 ANNUAL ASSET SEIZURE AND FORFEITURE REPORTING

FISCAL YEAR REPORTING: 2019

PART I – Contact Information

Law Enforcement Agency:
White Pine County Sheriff's Office

Contact Person:
Sheriff Scott Henriod

Mailing Address (line 1):
1785 Great Basin Blvd. Ely, NV. 89301

Mailing Address (line 2):

Title of Contact Person:
Sheriff

E-Mail Address:
shenriod@whitepinecountynv.gov

Telephone Number:



STATE OF NEVADA
OFFICE OF THE ATTORNEY GENERAL

100 North Cason Street
Carson City, Nevada 89701
(775) 684-1205

775-289-8808

PART II – Property Seized

☒ Null Reporting for Seizures: Check if this agency engaged in no seizures during this reporting period.

	Agency's Event ID or Case #	Date Seized	Property Type/Description	Crime Associated with Seizure	Market Value of Property
1					
2					
3					
4					
5					
6					
7					
8					
9					
10					
11					
12					
13					
14					
15					
16					
17					
18					
19					
20					

Total Market Value of Seized Property: \$ -

** For additional items of property, please insert additional lines above "total seized"

**Make sure the sum function, totalling Agency's Market Value of Properties is still accurate

PART III – Property Forfeited

☒ Null Reporting for Forfeitures: Check if this agency engaged in no forfeitures during this reporting period.

	Agency's Event ID or Case #	Date of Disposition	Property Type/Description	Amount Forfeited to Agency	Total Amount Paid to Others
1					
2					
3					
4					
5					
6					
7					
8					
9					
10					
11					
12					
13					
14					
15					
16					
17					
18					
19					
20					

Total Amount Forfeited to Agency: \$ -

Misc. Forfeiture Revenue:	
Total Revenue:	

PART IV – Use of Proceeds

☒ Null Reporting for Distributions: Check if this agency engaged in no distributions during this reporting period.

Reasonable Expenses:	
Cost of Seizure	
Cost of Storage, Maintenance and Disposition of Property	
Cost of Suit (per reporting period)	
Equitable Sharing with Cooperating Agencies	
Other	

Total Expenses: \$ -

Total Funds Available for Distribution: \$ -

Type of Account Balance Distribution Deposited Into:	
School District per NRS 179.1187(2)(d)	
Retained by law enforcement agency in their “___Forfeiture Account” per NRS 179.1187(1) and NRS 179.118(2)(b)	
State of Nevada – Technological Crime Fund per NRS 179.1233	
Account for Prosecution of Racketeering per NRS 207.500	
State Treasury for Compensation of Victims of Crime per NRS 200.760 and NRS 179.118(2)(d)	
General Fund per NRS 197.118(2)(e)	
County Treasurer per NRS 197.118(2)(f) and NRS 201.351	
Other	


Total Funds Distributed: \$ -

REPORT FORM

REPORTING PERIOD – July 1 to June 30

NRS CHAPTER 179 ANNUAL ASSET SEIZURE AND FORFEITURE REPORTING

FISCAL YEAR REPORTING: 2018/2019



STATE OF NEVADA
OFFICE OF THE ATTORNEY GENERAL

100 North Cason Street
Carson City, Nevada 89701
(775) 684-1205

PART I – Contact Information

Winnemucca Police Department

Law Enforcement Agency:

Denise Arguello

Contact Person:

500 E. Winnemucca B Blvd., Winnemucca, NV 89445

Mailing Address (line 1):

Mailing Address (line 2):

Administrative Assistant

Title of Contact Person:

wpd50@winnemuccacity.org

E-Mail Address:

775-623-6396

Telephone Number:

PART II – Property Seized

☒ Null Reporting for Seizures: Check if this agency engaged in no seizures during this reporting period.

	Agency's Event ID or Case #	Date Seized	Property Type/Description	Crime Associated with Seizure	Market Value of Property
1					
2					
3					
4					
5					
6					
7					
8					
9					
10					
11					
12					
13					
14					
15					
16					
17					
18					
19					
20					

Total Market Value of Seized Property: \$ -

** For additional items of property, please insert additional lines above "total seized"

**Make sure the sum function, totalling Agency's Market Value of Properties is still accurate

PART III – Property Forfeited

☒ Null Reporting for Forfeitures: Check if this agency engaged in no forfeitures during this reporting period.

	Agency's Event ID or Case #	Date of Disposition	Property Type/Description	Amount Forfeited to Agency	Total Amount Paid to Others
1					
2					
3					
4					
5					
6					
7					
8					
9					
10					
11					
12					
13					
14					
15					
16					
17					
18					
19					
20					

Total Amount Forfeited to Agency: \$ -

Misc. Forfeiture Revenue:	
Total Revenue:	

PART IV – Use of Proceeds

☒ Null Reporting for Distributions: Check if this agency engaged in no distributions during this reporting period.

Reasonable Expenses:	
Cost of Seizure	
Cost of Storage, Maintenance and Disposition of Property	
Cost of Suit (per reporting period)	
Equitable Sharing with Cooperating Agencies	
Other	

Total Expenses: \$ -

Total Funds Available for Distribution: \$ -

Type of Account Balance Distribution Deposited Into:	
School District per NRS 179.1187(2)(d)	
Retained by law enforcement agency in their “___Forfeiture Account” per NRS 179.1187(1) and NRS 179.118(2)(b)	
State of Nevada – Technological Crime Fund per NRS 179.1233	
Account for Prosecution of Racketeering per NRS 207.500	
State Treasury for Compensation of Victims of Crime per NRS 200.760 and NRS 179.118(2)(d)	
General Fund per NRS 197.118(2)(e)	
County Treasurer per NRS 197.118(2)(f) and NRS 201.351	
Other	

Total Funds Distributed: \$ -

REPORT FORM

REPORTING PERIOD – July 1 to June 30

NRS CHAPTER 179 ANNUAL ASSET SEIZURE AND FORFEITURE REPORTING

FISCAL YEAR REPORTING: 2018-2019



STATE OF NEVADA
OFFICE OF THE ATTORNEY GENERAL

100 North Cason Street
Carson City, Nevada 89701
(775) 684-1205

PART I – Contact Information

Yerington Police Department

Law Enforcement Agency:

Helen Sturtevant

Contact Person:

227 South Main Street

Mailing Address (line 1):

Yerington, NV 89447

Mailing Address (line 2):

Administrative Services

Title of Contact Person:

pdhelen@yerington.net

E-Mail Address:

775-463-2333

Telephone Number:

PART II – Property Seized

☒ Null Reporting for Seizures: Check if this agency engaged in no seizures during this reporting period.

	Agency's Event ID or Case #	Date Seized	Property Type/Description	Crime Associated with Seizure	Market Value of Property
1					
2					
3					
4					
5					
6					
7					
8					
9					
10					
11					
12					
13					
14					
15					
16					
17					
18					
19					
20					

Total Market Value of Seized Property: \$ -

** For additional items of property, please insert additional lines above "total seized"

**Make sure the sum function, totalling Agency's Market Value of Properties is still accurate

PART III – Property Forfeited

☒ Null Reporting for Forfeitures: Check if this agency engaged in no forfeitures during this reporting period.

	Agency's Event ID or Case #	Date of Disposition	Property Type/Description	Amount Forfeited to Agency	Total Amount Paid to Others
1					
2					
3					
4					
5					
6					
7					
8					
9					
10					
11					
12					
13					
14					
15					
16					
17					
18					
19					
20					

Total Amount Forfeited to Agency: \$ -

Misc. Forfeiture Revenue:	
Total Revenue:	

PART IV – Use of Proceeds

☒ Null Reporting for Distributions: Check if this agency engaged in no distributions during this reporting period.

Reasonable Expenses:	
Cost of Seizure	
Cost of Storage, Maintenance and Disposition of Property	
Cost of Suit (per reporting period)	
Equitable Sharing with Cooperating Agencies	
Other	

Total Expenses: \$ -

Total Funds Available for Distribution: \$ -

Type of Account Balance Distribution Deposited Into:	
School District per NRS 179.1187(2)(d)	
Retained by law enforcement agency in their “___Forfeiture Account” per NRS 179.1187(1) and NRS 179.118(2)(b)	
State of Nevada – Technological Crime Fund per NRS 179.1233	
Account for Prosecution of Racketeering per NRS 207.500	
State Treasury for Compensation of Victims of Crime per NRS 200.760 and NRS 179.118(2)(d)	
General Fund per NRS 197.118(2)(e)	
County Treasurer per NRS 197.118(2)(f) and NRS 201.351	
Other	

Total Funds Distributed: \$ -